



MILTON[®]

SIMPLY BETTER AIR[®]



INNOVATION QUALITY DEPENDABILITY

FOR OVER  **75** YEARS



The
ULTIMATE GAUGE
for the discriminating professional



INTRODUCING THE
580e SERIES
PRECISION
DIGITAL INFLATOR GAGE



Easy-to-read multi-angle display makes this the must have shop tool



EXTREME .05% accuracy



High contrast e-Paper Screen.
Easy-to-read in any light,
and at any angle



Heavy-duty construction
combined with a super-comfortable
ergonomic grip



Service Tech Tested
Service Tech Approved

SIMPLY BETTER AIR™



For more information on Milton's extensive line of new products, please visit: www.miltonindustries.com



TABLE OF CONTENTS

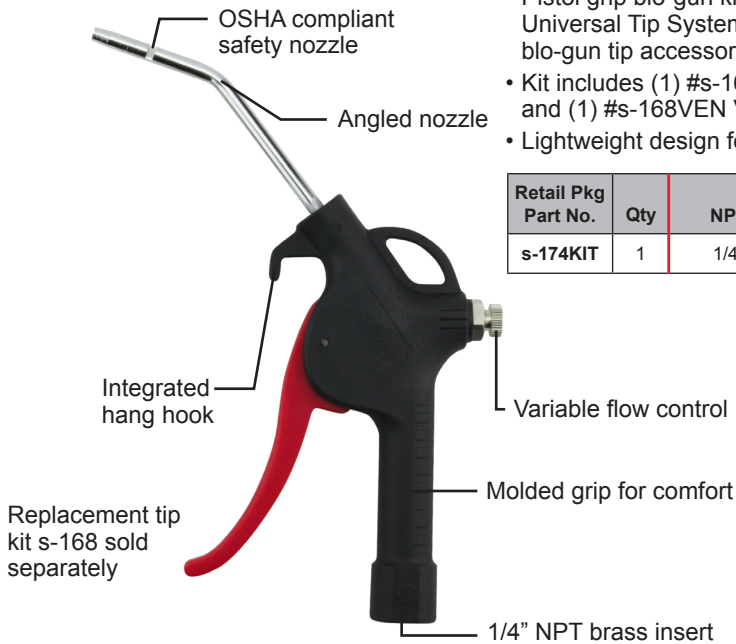
DESCRIPTION	PAGE #
100 SERIES - BLO-GUNS	2 - 11
200/300 SERIES - KITS & FAUCETS	12 - 20
400/1400 SERIES - TIRE HARDWARE	21 - 26
500 SERIES - INFLATOR GAGES	27 - 37
600/1600 SERIES - FITTINGS & HOSES	38 - 47
700/1700/1800 SERIES - AIR COUPLERS & PLUGS	48 - 62
800 SERIES - DRIVEWAY SIGNALS	63
900 SERIES - PRESSURE GAGES	64 - 66
1000/1100 SERIES - FRLs	67 - 84
1200 SERIES - TEST EQUIPMENT	85 - 86
2000/2100 SERIES - CAM & GROOVE	87 - 88
2200/2300/2500 SERIES - PUSH-TO-CONNECT	89 - 91
2700 SERIES - HOSE REELS	92
3100/3200 SERIES - GREASE GUNS	93 - 94
MERCHANDISERS	95 - 104

www.miltonindustries.com

For the most up-to-date information on:

- New Products
- Product Videos
- FAQ's
- Competitive Interchanges

s-174KIT



Replacement tip kit s-168 sold separately

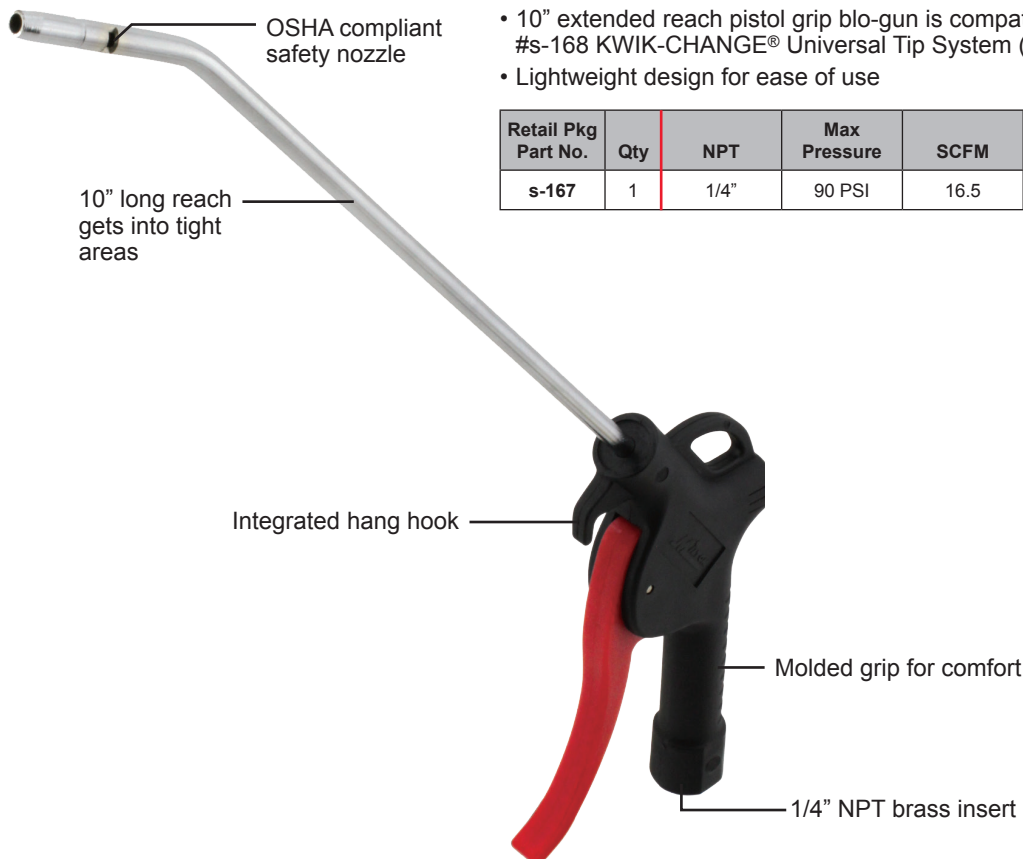
PISTOL GRIP BLO-GUN KIT w/ KWIK-CHANGE® UNIVERSAL TIP SYSTEM

- Pistol grip blo-gun kit comes complete with our KWIK-CHANGE® Universal Tip System. This system connects any 1/8" NPS or 6mm blo-gun tip accessory to your blo-gun using our universal adapter
- Kit includes (1) #s-168ADP adapter, (1) #s-168RUB rubber tip and (1) #s-168VEN Venturi safety tip
- Lightweight design for ease of use

Retail Pkg Part No.	Qty	NPT	Max Pressure	SCFM	Nozzle Length
s-174KIT	1	1/4"	90 PSI	16.5	4" Angled

INCLUDES 3 PIECE:

s-167



10" long reach gets into tight areas

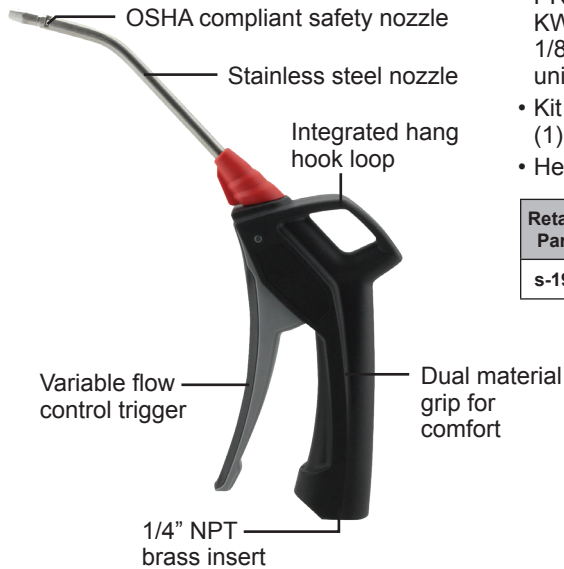
EXTENDED REACH SAFETY TIP BLO-GUN

- 10" extended reach pistol grip blo-gun is compatible with the #s-168 KWIK-CHANGE® Universal Tip System (not included)
- Lightweight design for ease of use

Retail Pkg Part No.	Qty	NPT	Max Pressure	SCFM	Nozzle Length
s-167	1	1/4"	90 PSI	16.5	10" Angled

PRO SERIES

s-194KIT



PRO SERIES PISTOL GRIP BLO-GUN KIT w/ KWIK-CHANGE® UNIVERSAL TIP SYSTEM

- PRO SERIES pistol grip blo-gun kit comes complete with our KWIK-CHANGE® Universal Tip System. This system connects any 1/8" NPS or 6mm blo-gun tip accessory to your blo-gun using our universal adapter
- Kit includes (1) #s-168ADP adapter, (1) #s-168RUB rubber tip and (1) #s-168VEN Venturi safety tip
- Heavy-duty, light weight design for ease of use

Retail Pkg Part No.	Qty	NPT	Max Pressure	SCFM	Nozzle Length
s-194KIT	1	1/4"	235 PSI	15.0	5" Angled

INCLUDES 3 PIECE:

KWIK-CHANGE® Universal Tip System Kit
 Connects **ANY** 1/8" NPS blo-gun attachment to select MILTON® blo-guns (See pg 4 for details)


s-168

s-197

EXTENDED REACH SAFETY TIP BLO-GUN

- PRO SERIES extended reach pistol grip blo-gun is compatible with the #s-168 KWIK-CHANGE® Universal Tip System (not included)
- Heavy-duty, light weight design for ease of use

Retail Pkg Part No.	Qty	NPT	Max Pressure	SCFM	Nozzle Length
s-197	1	1/4"	235 PSI	15.0	11" Straight



BLO-GUNS
100 SERIES

KITS & FAUCETS
200/300 SERIES

TIRE HARDWARE
400/1400 SERIES

INFLATOR GAGES
500 SERIES

FITTINGS & HOSES
600/1600 SERIES

100 SERIES

BLO-GUNS

BLO-GUNS
100 SERIES

s-168

s-168 KWIK-CHANGE® Universal Tip System Kit
Connects **ANY** 1/8" NPS blo-gun attachment to select MILTON® blo-guns

s-168RUB
Blo-Gun Rubber Tip

s-168ADP
Universal Blo-Gun Tip Adapter

s-168VEN
Blo-Gun Venturi Tip

ONE Adapter

Multiple **POSSIBILITIES**

KITS & FAUCETS
200/300 SERIES

BLO-GUN ACCESSORIES

**s-168 • s-168ADP
s-168RUB • s-168VEN**



KWIK-CHANGE® UNIVERSAL TIP SYSTEM KITS

- Connects ANY 1/8" NPS blo-gun attachment to select MILTON® Blo-Guns
- Blo-gun nozzle tips that are compatible with your KWIK-CHANGE® Universal Tip System

Part No.	s-168
Qty	Description
1	#s-168ADP Universal Blo-Gun Tip Adapter
1	#s-168RUB Blo-Gun Rubber Tip
1	#s-168VEN Blo-Gun Venturi Safety Tip

TIRE HARDWARE
400/1400 SERIES



Retail Pkg Part No.	Qty	NPS
s-168ADP	1	1/8"
s-168RUB	1	
s-168VEN	1	

INFLATOR GAGES
500 SERIES

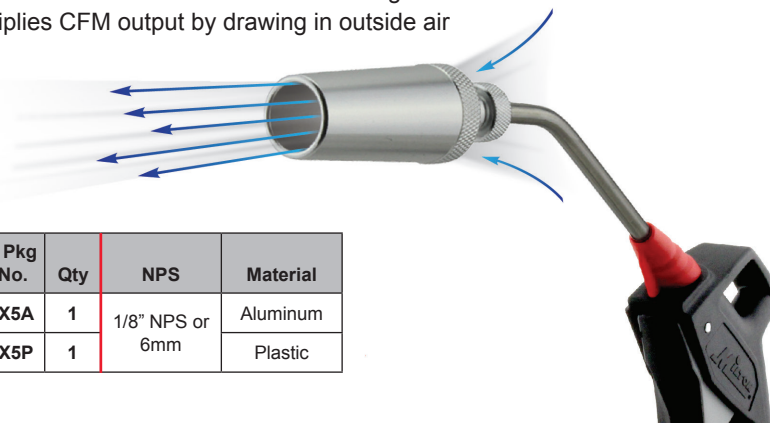
s-160X5A • s-160X5P



X5 AIR MULTIPLIER™ BLO-GUN NOZZLE

- Fits ANY 6mm or 1/8" NPS screw-on blo-gun nozzle
- Multiplies CFM output by drawing in outside air

X5 AIR MULTIPLIER™



Retail Pkg Part No.	Qty	NPS	Material
s-160X5A	1	1/8" NPS or 6mm	Aluminum
s-160X5P	1		Plastic

FITTINGS & HOSES
600/1600 SERIES

SAFETY BLO-GUNS

107



s-107

Safety Button Blo-Gun

- OSHA compliant when dead ended (static pressure)
- Compact, hand-held unit can be used anywhere with compressed air

Boxed Pkg Part No.	Retail Pkg Part No.	Qty	Max Inlet Pressure	SCFM @ 100 PSI	Air Inlet	Nozzle Thread	Body Material	OSHA Compliant
107	s-107	1	150 PSI	11.4	1/4" NPT	5/16"-24	Zinc	YES

s-120



s-120

Safety Lever Blo-Gun

- OSHA compliant when dead ended (static pressure)
- For use with extensions and other 1/8" NPS attachments
- Extra large hang-up hook for easy storage

Bulk Pkg Part No.	Retail Pkg Part No.	Qty	Max Inlet Pressure	SCFM @ 100 PSI	Air Inlet	Nozzle Thread	Body Material	OSHA Compliant
120BK	s-120	1	150 PSI	10.6	1/4" NPT	1/8"-27	Zinc	YES

122 • 123



123

Brass Blo-Gun Extensions

- Fits MILTON® blo-gun models #120, #160, or any other 6mm or 1/8" NPS nozzle blo-gun using the #s-168ADP KWIK-CHANGE® accessory adapter

Bulk Pkg Part No.	Nozzle Thread	Extension Length
122	1/8"-27	6"
123		10"

131 • 133 • 134



131

133

134

Extended Safety Lever Blo-Gun

- OSHA compliant - Four safety by-pass holes allow air to escape if end is blocked
- By-pass holes do not interfere with normal air flow
- Discharges same air volume as full-flow blo-guns, while maintaining nozzle pressure
- #133 & #134 bent to an angle to clean out blind holes and offer convenient use on long reach applications

Boxed Pkg Part No.	Max Inlet Pressure	Nozzle Length	SCFM @ 100 PSI	Air Inlet	Nozzle Thread	Body Material
131	150 PSI	4" Straight	5.5	1/4" NPT	1/2"-27	Zinc Alloy
133		10" Angled	4.5			
134		15" Angled				

Classified by UL to OSHA standards 29CFR1910.95 and 29CFR1910.242(b)

BLO-GUNS
100 SERIES

KITS & FAUCETS
200/300 SERIES

TIRE HARDWARE
400/1400 SERIES

INFLATOR GAGES
500 SERIES

FITTINGS & HOSES
600/1600 SERIES

132



132

Volume Safety Blo-Gun

- Special Venturi holes in extension tube greatly increase air volume while maintaining OSHA required nozzle pressure
- Venturi holes allow air to escape if extension end is blocked

Boxed Pkg Part No.	Max Inlet Pressure	SCFM @ 100 PSI	Air Inlet	Nozzle Thread	Body Material	OSHA Compliant
132	150 PSI	18.0	1/4" NPT	1/2"-27	Zinc Alloy	YES

Classified by UL to OSHA standards 29CFR1910.95 and 29CFR1910.242(b)

148



148

Compact Lever Blo-Gun

- Compact and versatile blo-gun comes with both a safety Venturi nozzle and a rubber tip nozzle
- Works with brass tube extensions and 1/8" NPS attachments
- Hang hook included for ease of storage

Bulk Pkg Part No.	Retail Pkg Part No.	Qty	Max Inlet Pressure	Air Inlet	Nozzle Thread	Body Material	OSHA Compliant
148BK	s-148	1	150 PSI	1/4" NPT	1/8"-27	Zinc	YES (with Venturi Tip Only)

149




149

Super-Volume Safety Lever Blo-Gun

- Special Venturi holes in extension tube greatly increase air volume while maintaining OSHA required nozzle pressure
- Venturi holes allow air to escape if extension end is blocked
- Aluminum nozzle extension

Boxed Pkg Part No.	Max Inlet Pressure	SCFM @ 100 PSI	Air Inlet	Nozzle Thread	Body Material	OSHA Compliant
149	150 PSI	23.6	1/4" NPT	1/2"-27	Zinc Alloy	YES

150



150

Full-Flow Safety Lever Blo-Gun

- OSHA compliant when dead ended (static pressure)
- Full flow control

Bulk Pkg Part No.	Boxed Pkg Part No.	Retail Pkg Part No.	Qty	Max Inlet Pressure	SCFM @ 100 PSI	Air Inlet	Nozzle Thread	Body Material	OSHA Compliant
150BK	150	s-150	1	150 PSI	10.0	1/4" NPT	7/16"-27	Zinc	YES

158 • 159



Extended Reach Lever Blo-Guns

- Multi-function blo-gun comes with both a Venturi nozzle and rubber tip nozzle
- OSHA compliant when using Venturi tip
- Extension is bent to access hard to reach areas such as motors, machinery, transmissions, combines, and hidden areas

Bulk Pkg Part No.	Retail Pkg Part No.	Qty	Extension Length	Max Inlet Pressure	SCFM @ 100 PSI	Air Inlet	Nozzle Thread	Body Material	OSHA Compliant
158BK	158	1	2'	150 PSI	Venturi Tip - 10.5 Rubber Tip - 11.6	1/4" NPT	7/16"-27	Zinc	YES (with Venturi Tip Only)
159BK	159	1	4'						

s-115 • s-116 • s-117 • s-118



s-115 s-116 s-117 s-118

ADJUSTABLE ALUMINUM POCKET BLO-GUNS

- Easy grip two finger control to adjust from full volume air flow to complete shut off
- Knurled grip for secure handling even with oily or greasy fingers
- Always keep one handy with included shirt pocket clip

Bulk Pkg Part No.	Retail Pkg Part No.	Qty	Connection	Max Inlet Pressure	SCFM @ 100 PSI	Air Inlet	Body Material	OSHA Compliant
115BK	s-115	1	M-Style® (Industrial)	150 PSI	15.9	M-Style®	Aluminum	No
	s-116	1	A-Style (ARO)			A-Style		
	s-117	1	T-Style (Tru-flate)			T-Style		
	s-118	1	L-Style (Lincoln)			L-Style		

151



151

Control Valve

- Lever control 2-way valve for use on air, fluid & vacuum lines
- Perfect for tire changing machines
- Stainless steel spring, synthetic washer
- Max temperature: 200°F

Boxed Pkg Part No.	Max Inlet Pressure	SCFM @ 100 PSI	Product Specs			OSHA Compliant
			Air Inlet	Air Outlet	Body Material	
151	150 PSI	24.5	1/4" NPT	1/4" NPT	Zinc Alloy	No

152



152

Rubber Tip Nozzle

- Replacement tip for #153, #154, #158 and #159 blo-guns
- For use where leak-proof connection is required when blowing out fluid lines
- O-ring seals create an air-tight connection
- A must where metal tip could mar delicate finish in molds or paints

Bulk Pkg Part No.	Boxed Pkg Part No.	Retail Pkg Part No.	Qty	Max Inlet Pressure	Product Specs Nozzle Thread	Body Material	OSHA Compliant
152BK	152	s-152	1	150 PSI	7/16"-27 and 1/8" NPS	Nitrile Rubber	No

BLO-GUNS
100 SERIES
KITS & FAUCETS
200/300 SERIES
TIRE HARDWARE
400/1400 SERIES
INFLATOR GAGES
500 SERIES
FITTINGS & HOSES
600/1600 SERIES

153 • s-154



s-153



s-154


Rubber Tip Lever Blo-Guns

- Rubber tip blo-guns are perfect to use where leak proof connection is required when blowing out fluid lines
- Non-marring rubber tip protects from damaging molds or painted surfaces

Bulk Pkg Part No.	Retail Pkg Part No.	Qty	Max Inlet Pressure	SCFM @ 100 PSI	Air Inlet	Product Specs		Body Material	OSHA Compliant
						Nozzle Thread	Nozzle Angle		
153BK	s-153	1	150 PSI	11.4	1/4" NPT	1/8"-27	Straight	Zinc	No
	s-154	1					45° Angle		

SIPHON SPRAY BLO-GUNS

155



155

Siphon Spray Blo-Gun Nozzle

- O-ring seal creates air-tight connection
- Dual thread design permits use on all blo-guns with 7/16"-27 and 1/8" NPS

Boxed Pkg Part No.	Nozzle Thread	Product Specs	
		Body Material	OSHA Compliant
155	7/16"-27 and 1/8" NPS	Aluminum	No

For Use with Liquids

s-156 • 157




s-156

Siphon Spray Blo-Gun & Kit

- Excellent for degreasing engines, garage bays and parts, spraying livestock, plants and flowers
- Perfect for rust proofing tools and machinery and lubricating parts and engines
- #s-157 kit comes complete with #156 blo-gun and 8' of tubing

For Use with Liquids

Bulk Pkg Part No.	Retail Pkg Part No.	Qty	Max Inlet Pressure	SCFM @ 100 PSI	Air Inlet	Product Specs		OSHA Compliant	8' of Tubing
						Nozzle Thread	Body Material		
	s-156	1	150 PSI	14.0	1/4" NPT	1/8"-27	Zinc	No	No
157BK	s-157	1							YES



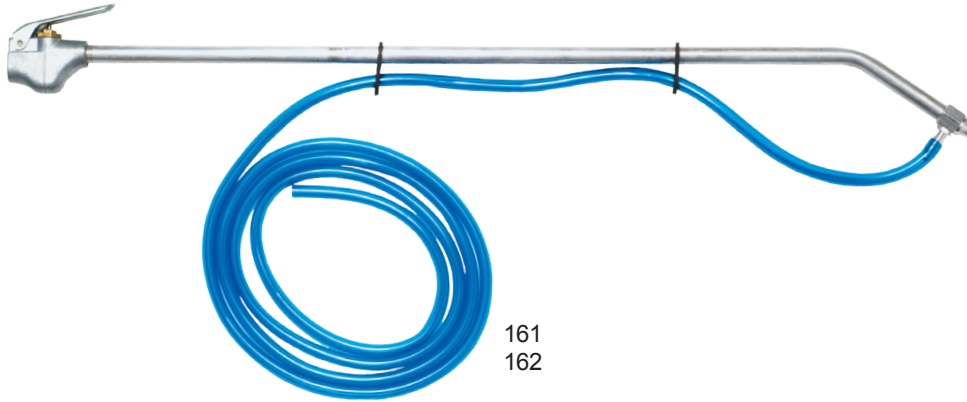
157

161 • 162

Extended Reach Siphon Spray Blo-Guns

• Kits come complete with blo-gun and length of tubing

Bulk Pkg Part No.	Max Inlet Pressure	SCFM @ 100 PSI	Air Inlet	Nozzle Thread	Product Specs			OSHA Compliant
					Body Material	Nozzle Length	Tubing Length	
161	150 PSI	11.3	1/4" NPT	1/8"-24	Zinc	2'	12' x 1/4" OD	No
162						4'	15' x 1/4" OD	



For Use with Liquids

161
162

160

PISTOL GRIP BLO-GUN

- Pistol style multi-use blo-gun
- Accepts Milton® #122 (6") and #123 (10") extensions and other 1/8" NPS attachment
- OSHA compliant with use of included Venturi tip
- Integrated hang hook for ease of storage



160

Bulk Pkg Part No.	Retail Pkg Part No.	Qty	Max Inlet Pressure	SCFM @ 100 PSI	Air Inlet	Product Specs		OSHA Compliant
						Nozzle Thread	Body Material	
160BK	s-160	1	150 PSI	10.0	1/4" NPT	1/8"-27	Chrome Plated Zinc	YES (with Safety Tip Only)

s-177

11" EXTENDED REACH PISTOL GRIP BLO-GUN

- Bent 11" nozzle allows direct access to hard to reach places
- Non-marring plastic tip, and integrated hang hook for storage



s-177

Retail Pkg Part No.	Qty	Max Inlet Pressure	SCFM @ 100 PSI	Air Inlet	Product Specs		OSHA Compliant
					Body Material	Nozzle Length	
s-177	1	125 PSI	11.0	1/4" NPT	Nylon	11"	No

BLO-GUNS
100 SERIES

KITS & FAUCETS
200/300 SERIES

TIRE HARDWARE
400/1400 SERIES

INFLATOR GAGES
500 SERIES

FITTINGS & HOSES
600/1600 SERIES

s-163



s-163

PISTOL GRIP BLO-GUN

- Simple, functional, economical
- 4" angled nozzle
- Integrated hang hook and loop

Retail Pkg Part No.	Qty	NPT
s-163	1	1/4"

s-164



s-164

RUBBER TIP BLO-GUN

- 4 1/2" angled nozzle
- Non-marring rubber tip
- Brass insert inlet
- Integrated hang hook and loop
- Contoured comfort grip

Retail Pkg Part No.	Qty	NPT
s-164	1	1/4"

s-160SIL



s-160SIL

BLO-GUN SILENCER

- Fits all 6mm blo-gun nozzles
- Reduces decibel (db) levels up to 15% - meets OSHA compliancy when dead headed (static pressure)
- Soft non-marring silencer tip prevents damage to work surface

Retail Pkg Part No.	Qty	Nozzle Diameter
s-160SIL	1	6mm

s-160CHIP



s-160CHIP

BLO-GUN DEFLECTOR SHIELD

- Polycarbonate deflector shield reduces accidental blow back
- Fits any blo-gun with 6mm diameter nozzle
- Set screw secures deflector shield to nozzle

Retail Pkg Part No.	Qty	Nozzle Diameter
s-160CHIP	1	6mm

TURBO PISTOL GRIP BLO-GUNS

- Meets OSHA standard 1910.242(B)
- Aluminum body is lightweight and durable
- Maximum flow for easy clean-up and blow off of even the heaviest debris
- Simple trigger-controlled air flow

s-181



s-181

Turbo Pistol Grip Blo-Gun

- Includes adjustable nozzle (s-181 and s-182) and integrated hang hole
- Nozzle thread: 1/2"-27

Retail Pkg Part No.	Qty	Max Inlet Pressure	SCFM @ 125 PSI	Product Specs			OSHA Compliant
				Air Inlet	Body Material		
s-181	1	230 PSI	42.0	3/8" NPT	Aluminum	YES	

s-182



s-182

Turbo Extended Reach Pistol Grip Blo-Gun

- Includes adjustable nozzle (s-181 and s-182) and integrated hang hole
- Nozzle thread: 1/2"-27

Retail Pkg Part No.	Qty	Max Inlet Pressure	SCFM @ 125 PSI	Air Inlet	Product Specs		OSHA Compliant
					Body Material	Nozzle Length	
s-182	1	230 PSI	40.0	3/8" NPT	Aluminum	10"	YES

s-183



Adjustable

High-volume

Fan spray

s-183

3-pc Turbo Blo-Gun Nozzle Kit

- For use with s-181 and s-182 turbo blo-guns
- Thread size: 1/2"-27

Part No.	s-183
Qty	Description
1	Adjustable Nozzle
1	High-Volume Nozzle
1	Fan Spray Nozzle

s-184



s-184

TURBO BLO-GUN ENGINE CLEANER

- Includes M-Style® plug

Retail Pkg Part No.	Qty	Max Inlet Pressure	SCFM @ 125 PSI	Air Inlet	Product Specs		OSHA Compliant
					Body Material	Tubing Length	
s-184	1	225 PSI	10.0	1/4" NPT	Aluminum	5' x 1/4" OD	YES

BLO-GUNS
100 SERIES

KITS & FAUCETS
200/300 SERIES

TIRE HARDWARE
400/1400 SERIES

INFLATOR GAGES
500 SERIES

FITTINGS & HOSES
600/1600 SERIES

BLO-GUNS
100 SERIES

KITS & FAUCETS
200/300 SERIES

TIRE HARDWARE
400/1400 SERIES

INFLATOR GAGES
500 SERIES

FITTINGS & HOSES
600/1600 SERIES

EXELAIR™ AIR TOOL KITS

EX5005CKIT



EX5005CKIT



EXELAIR™ 50-Pc Composite Professional Air Tool Kit

- Sleek composite design with peak torque air powered tools provide a tremendous value
- 1/2" high power impact wrench offers 650 ft.lbs. max torque. It's well-balanced weight & design reduces workday fatigue. Adjustable forward/reverse setting

EX5005CKIT			
Part No.	Description	Qty	Description
1	1/2" 650 ft.lbs. Max Torque Air Impact Wrench	6	1/2" Drive SAE Impact Sockets: 1", 7/8", 11/16", 9/16", 1/2", 7/16"
1	3/8" 60 ft.lbs. Max Torque Air Ratchet		
1	1/4" Air Die Grinder (25,000 RPM)	1	3" x 1/2" Socket Extension
1	Air Hammer (4,500 BPM)	1	3/8" to 1/2" Socket Adapter
1	Heavy-Duty Blow Gun (8 SCFM)	1	Flat Chisel
5	1/4" NPT Male M-Style® Plugs	1	Point Chisel
1	1/4" NPT Female M-Style® Plug	1	Spring Retainer
2	Sport Inflation Needles	1	Screwdriver Bit Holder
1	Tapered Blow Gun Nozzle	1	Screwdriver Bit Adapter
1	Safety Blow Gun Nozzle	10	Screwdriver Bits
1	Rubber Blow Gun Nozzle	2	Hand Wrenches
1	Pneumatic Oil	1	Dual Air Chuck
1	50 PSI Tire Gauge	5	Grinding Stones
1	Pipe Thread Tape	1	Durable Storage Case

EX5005KIT



EX5005KIT



EXELAIR™ 50-Pc Professional Air Tool Kit

- This kit has it all! Treat your air compressor with durable air tools and get the ultimate bang for your buck!
- 1/2" impact wrench offers 350 ft.lbs. max torque

EX5005KIT			
Part No.	Description	Qty	Description
1	1/2" 350 ft.lbs. Max Torque Air Impact Wrench	6	1/2" Drive SAE Impact Sockets: 1", 7/8", 11/16", 9/16", 1/2", 7/16"
1	3/8" 60 ft.lbs. Max Torque Air Ratchet		
1	1/4" Air Die Grinder (25,000 RPM)	1	3" x 1/2" Socket Extension
1	Air Hammer (4,500 BPM)	1	3/8" to 1/2" Socket Adapter
1	Heavy-Duty Blow Gun (8 SCFM)	1	Flat Chisel
5	1/4" NPT Male M-Style® Plugs	1	Point Chisel
1	1/4" NPT Female M-Style® Plug	1	Spring Retainer
2	Sport Inflation Needles	1	Screwdriver Bit Holder
1	Tapered Blow Gun Nozzle	1	Screwdriver Bit Adapter
1	Safety Blow Gun Nozzle	10	Screwdriver Bits
1	Rubber Blow Gun Nozzle	2	Hand Wrenches
1	Pneumatic Oil	1	Dual Air Chuck
1	50 PSI Tire Gauge	5	Grinding Stones
1	Pipe Thread Tape	1	Durable Storage Case

EX4405KIT



EX4405KIT



EXELAIR™ 44-Pc Professional Air Tool Kit

- Treat your air compressor with high torque air powered tools, while getting ultimate bang for your buck!
- 1/2" high power impact wrench offers 500 ft.lbs. max torque

Part No.		EX4405KIT	
Qty	Description	Qty	Description
1	1/2" 500 ft.lbs. Max Torque Air Impact Wrench	1	Pipe Thread Tape
1	3/8" 60 ft.lbs. Max Torque Air Ratchet	6	1/2" Drive Metric Impact Sockets: 9, 11, 14, 17, 22, 24mm
1	1/4" Air Die Grinder (25,000 RPM)		
1	Air Hammer (4,500 BPM)		
1	Heavy-Duty Blow Gun (8 SCFM)	1	3" x 1/2" Socket Extension
5	1/4" NPT Male M-Style® Plugs	1	3/8" to 1/2" Socket Adapter
1	1/4" NPT Female M-Style® Plug	1	Flat Chisel
2	Sport Inflation Needles	1	Point Chisel
1	Tapered Blow Gun Nozzle	1	Spring Retainer
1	Safety Blow Gun Nozzle	2	Hand Wrenches
1	Rubber Blow Gun Nozzle	1	Dual Air Chuck
1	Pneumatic Oil	10	Grinding Stones
1	50 PSI Tire Gauge	1	1/8" Collet
		1	Durable Storage Case

EX1603KIT



EX1603KIT

EXELAIR™ 16-Pc Professional Air Tool Kit

Part No.		EX1603KIT	
Qty	Description	Qty	Description
1	1/2" 250 ft.lbs. Max Torque Air Impact Wrench	1	Blow Gun
1	Tire Inflation Gauge w/ Clip-On Chuck	1	Sport Inflation Needle
1	3/4"-13/16" SAE Impact Socket	1	Tapered Blow Gun Nozzle
1	3" x 1/2" Socket Extension	1	Safety Blow Gun Nozzle
2	1/4" NPT Male M-Style® Plugs	1	Rubber Blow Gun Nozzle
1	1/4" NPT Female M-Style® Plug	1	Pneumatic Oil
1	1/4" NPT Female M-Style® Coupler	1	Pipe Thread Tape
1	Durable Storage Bag		

Excellent Value

EX0303KIT



EX0303KIT



EXELAIR™ 3-Pc Professional Air Tool Kit

Part No.		EX0303KIT	
Qty	Description	Qty	Description
1	1/2" 500 ft.lbs. Max Torque Air Impact Wrench		
1	3/8" 60 ft.lbs. Max Torque Air Ratchet		
1	Heavy-Duty Blow Gun (33 SCFM)		
1	Durable Storage Case		

The Air Tool Essentials ...
a Great Value

BLO-GUNS
100 SERIES

KITS & FAUCETS
200/300 SERIES

TIRE HARDWARE
400/1400 SERIES

INFLATOR GAGES
500 SERIES

FITTINGS & HOSES
600/1600 SERIES

209



209

FILLER FAUCET

- Easy operation and smooth flow due to long flexible rubber spout with lever control
- Heavy duty, ruggedly built with stainless steel springs
- Operating pressure (standard municipal (city) water pressure): 30-35 PSI
- Nitrile rubber spout
- Spout length: 4"

Boxed Part No.	Bulk Part No.	Retail Part No.	Per Card	Product Specs		
				NPT (in)	Connection	Material
209	209BK	s-209	1	1/4"	Female	Zinc Alloy

COUPLER & PLUG KITS

s-210



s-210

12-pc M-Style® Coupler/Plug Kit

- Air flow: 40 SCFM
- Max inlet pressure: 300 PSI

Part No.	s-210
Qty	Description
2	#715 Female Brass Couplers
8	#727 Male Steel Plugs
2	#728 Female Steel Plugs



s-211



s-211

5-pc M-Style® Coupler/Plug Kit

- Air flow: 40 SCFM
- Max inlet pressure: 300 PSI

Part No.	s-211
Qty	Description
1	#715 Female Brass Coupler
3	#727 Male Steel Plugs
1	#728 Female Steel Plug



s-212



s-212

7-pc M-Style® Coupler/Plug Kit

- Air flow: 40 SCFM
- Max inlet pressure: 300 PSI

Part No.	s-212
Qty	Description
1	#715 Female Brass Coupler
3	#727 Male Steel Plugs
3	#728 Female Steel Plugs



s-213



s-213

5-pc A-Style Coupler/Plug Kit

- Air flow: 40 SCFM
- Max inlet pressure: 300 PSI

Part No.	s-213
Qty	Description
1	#775 Female Brass Coupler
3	#777 Male Steel Plugs
1	#778 Female Steel Plug



BLO-GUNS
100 SERIES

KITS & FAUCETS
200/300 SERIES

TIRE HARDWARE
400/1400 SERIES

INFLATOR GAGES
500 SERIES

FITTINGS & HOSES
600/1600 SERIES

s-215



s-215

5-pc T-Style Coupler/Plug Kit

- Air flow: 40 SCFM
- Max inlet pressure: 300 PSI

Part No.	s-215
Qty	Description
3	#783 Male Steel Plugs
1	#784 Female Steel Plug
1	#785 Female Brass Coupler



HIGHFLOWPRO™

75%
MORE
FLOW

s-216



s-216

2-pc HighFlowPRO™ Hi-Flow V-Style Coupler/Plug Kit

- Air flow: 74 SCFM
- Max inlet pressure: 300 PSI

Part No.	s-216
Qty	Description
1	#760-1 Male Hi-Flow Steel Plug
1	#764 Female Hi-Flow Brass Coupler



s-217



s-217

6-pc HighFlowPRO™ Hi-Flow V-Style Coupler/Plug Kit

- Air flow: 74 SCFM
- Max inlet pressure: 300 PSI

Part No.	s-217
Qty	Description
2	#760-1 Male Hi-Flow Steel Plugs
2	#761-1 Female Hi-Flow Steel Plugs
2	#785 Female Brass Couplers



s-218



s-218

5-pc M-Style® Coupler/Plug Kit

- Air flow: 40 SCFM
- Max inlet pressure: 300 PSI

Part No.	s-218
Qty	Description
1	#715 Female Brass Coupler
3	#727 Male Steel Plugs
1	#728 Female Steel Plug
1	#99681-4 Variable Angle Swivel Plug



s-219



s-219

5-pc M-Style® Safety Coupler/Plug Kit

- Air flow: 40 SCFM
- Max inlet pressure: 300 PSI

Part No.	s-219
Qty	Description
3	#727 Male Steel Plugs
1	#728 Female Steel Plug
1	#99705 Female Button Safety Coupler



BLO-GUNS
100 SERIES

KITS & FAUCETS
200/300 SERIES

TIRE HARDWARE
400/1400 SERIES

INFLATOR GAGES
500 SERIES

FITTINGS & HOSES
600/1600 SERIES

16-PC COMPRESSOR ACCESSORY STARTER KIT

- Complete starter kit of Milton® accessories needed for a multitude of compressed air functions
- Applications: Inflating and checking tire pressure, inflating sports equipment, blowing debris, mending and connecting hoses, quick connection of air tools
- Ideal for "Do-it-Yourself", small repair shop, mobile repair & maintenance

s-220



s-220

Part No.	s-220	
Qty	Description	Size
1	#148 Lever Blo-Gun	1/4" NPT
1	#600 Male Hose End	1/4"NPT Barb x 1/4" Thread
1	#640 Male Hose Mender	1/4" NPT x 1/4" NPT
1	#643 Female Hex Coupling	
1	#646 Male Hex Nipple	
1	#699 Female Single Head Air Chuck	1/4" NPT
2	#715 M-Style® Female Brass Couplers	
3	#727 Male M-Style® Plugs	
2	#728 Female M-Style® Plugs	5-50 PSI (40-350 kPa)
1	#921 Tire Pressure Gage	
1	#P148-1 Inflator Needle	
1	#P148-2 Inflator Needle Adapter	1/8" NPS



s-221



s-221

5-pc 3-in-1 Manifold w/ M-Style® Coupler & Plug Kit

- Air flow: 40 SCFM
- Max inlet pressure: 300 PSI

Part No.	s-221	
Qty	Description	
1	#685-4 Air Manifold - (1)1/4" Inlet, (3) 1/4" Outlets	
3	#716 Male Brass Couplers	
1	#727 Male Steel Plug	



REDUCER KITS

- Reducer kits have been assembled to provide an easy and convenient method of reducing compressor outlets to smaller hose or pipe sizes
- Matching couplers and plugs are included for the reduced connection sizes
- Kits have multiple applications for customers engaged in auto body repair, automotive services, agriculture, heavy duty fleets, roofing, construction, woodworking, and metal fabricators, to name a few

s-222



s-222

5-pc M-Style® Coupler/Plug Kit w/ 3/4" to 1/4" Reducer

- Air flow: 40 SCFM
- Max inlet pressure: 300 PSI

Part No.	s-222	
Qty	Description	
1	#652-1 Reducer Bushing 3/4" to 1/4"	
1	#715 Female Brass Coupler	
1	#716 Male Brass Coupler	
1	#727 Male Steel Plug	
1	#728 Female Steel Plug	



s-223



s-223

5-pc H-Style Coupler/Plug Kit w/ 3/4" to 3/8" Reducer

s-223	
Qty	Description
1	#652-4 Reducer Bushing 3/4" to 3/8"
1	#1835 Female Steel Coupler
1	#1836 Male Steel Coupler
1	#1837 Male Steel Plug
1	#1838 Female Steel Plug



s-224



s-224

5-pc G-Style Coupler/Plug Kit w/ 3/4" to 1/2" Reducer

s-224	
Qty	Description
1	#652-8 Brass Reducer Bushing 3/4" to 1/2"
1	#1815 Female Steel Coupler
1	#1816 Male Steel Coupler
1	#1857 Male Steel Plug
1	#1858 Female Steel Plug



BLO-GUN KITS

s-225



s-225

5-pc Re-Koil Hose Safety Blo-Gun Kit

s-225	
Qty	Description
1	#1669 Nylon Re-Koil Hose 1/4" x 25' 1/4" MNPT Both Ends
1	#148 Lever Blo-Gun
1	#715 M-Style® Female Brass Coupler
1	#727 M-Style® Male Steel Plugs

s-230



s-230

5-pc Truck Air Seat Blo-Gun Kit

s-230	
Qty	Description
1	#1667 Nylon Re-Koil Hose Both Ends 1/4" x 12' - 1/4" MNPT Both Ends
1	#148 Lever Blo-Gun
1	#643 1/4" NPT Female Hex Coupling
1	#2204-2 Push-to-Connect Tee Fitting 1/4" x 1/4" MNPT

300 • 350



s-300



s-350

HANDY BEND WATER NOZZLES

• Bend the water nozzle for water flow, release nozzle and water stops

Boxed Part No.	Retail Part No.	Per Card	Color	Feature
	s-300	1	Red	Garden Hose Thread
350	s-350	1	Black	4" Long, Max Temp: 190°F

BLO-GUNS
100 SERIES

KITS & FAUCETS
200/300 SERIES

TIRE HARDWARE
400/1400 SERIES

INFLATOR GAGES
500 SERIES

FITTINGS & HOSES
600/1600 SERIES

BLO-GUNS
100 SERIES

MILTON® AIR TOOL KIT ACCESSORY KITS

s-312MKIT



s-312MKIT

MILTON® 12-pc M-Style® Coupler & Plug Kit

- Comes with storage case
- Air flow: 40 SCFM
- Max inlet pressure: 300 PSI

Part No.	s-312MKIT
Qty	Description
1	#715 1/4" NPT Female Brass Coupler
1	#716 1/4" NPT Male Brass Coupler
6	#727 1/4" NPT Male Steel Plugs
4	#728 1/4" NPT Female Steel Plugs



KITS & FAUCETS
200/300 SERIES

s-325HKIT



s-325HKIT

MILTON® 25-pc Pro Recoil Air Hose Kit

- Comes with storage case
- Air flow: 40 SCFM
- Max inlet pressure: 300 PSI

Part No.	s-325HKIT
Qty	Description
1	#148 Blo-Gun
1	#921 Tire Pressure Gage (5-50 PSI)
1	#690 Dual Head Air Chuck w/ 12" Extension
2	#643 Female Hex Couplings
2	#646 Male Hex Nipples
1	Blo-Gun Safety/Adapter Tip
1	Blo-Gun Rubber Tip
1	Blo-Gun Tapered Tip
1	Tire Inflator Tip/Blo Nozzle
2	#148-2 Sport Inflation Needles
6	#727 1/4" NPT Male Steel Plugs
2	#728 1/4" NPT Female Steel Plugs
1	#715 1/4" NPT Female Brass Coupler
1	Pipe Thread Tape
1	#699 Single Head Air Chuck
1	#1669 25' Nylon Re-Koil Air Hose



TIRE HARDWARE
400/1400 SERIES

EXELAIR™ BLOW GUN KITS

EX0307BKIT



EX0307BKIT

EXELAIR™ 7-pc Blow Gun Kit

- Comes with storage case

Part No.	EX0307BKIT
Qty	Description
1	Blow Gun
1	Blow Gun Safety/Adapter Tip
1	Blow Gun Rubber Tip
1	Blow Gun Tapered Tip
2	Sport Inflation Needles
1	5" Blo Gun Extension

INFLATOR GAGES
500 SERIES

EX0312BKIT



EX0312BKIT

EXELAIR™ 12-pc Blow Gun Kit

- Comes with storage case

Part No.	EX0312BKIT
Qty	Description
1	Blow Gun
1	Blow Gun Safety/Adapter Tip
1	Blow Gun Rubber Tip
1	Blow Gun Tapered Tip
1	Sport Inflation Needle
2	1/4" NPT Male M-Style® Brass Plugs
2	1/4" NPT Female M-Style® Brass Plugs
1	1/4" NPT Female M-Style® Brass Coupler
1	1/4" NPT Male M-Style® Brass Coupler
1	Single Head Brass Air Chuck

FITTINGS & HOSES
600/1600 SERIES

EX0317BKIT



EX0317BKIT

EXELAIR™ 17-pc Blow Gun Kit

• Comes with storage case

Part No.		EX0317BKIT	
Qty	Description	Qty	Description
1	Blow Gun	1	Blow Gun Tapered Tip
1	6" Pencil Gauge	2	Sport Inflation Needles
1	Dual Head Tire Chuck	4	1/4" NPT Male M-Style® Steel Plugs
2	1/4" NPT x 1/4" NPT Steel Hex Couplings	2	1/4" NPT Female M-Style® Steel Plugs
1	1/4" NPT x 1/4" NPT Steel Hex Nipple	1	1/4" NPT Female M-Style® Steel Coupler
1	Blow Gun Safety/Adapter Tip		

EX0318BKIT



EX0318BKIT

EXELAIR™ 18-pc Blow Gun Kit

• Comes with storage case

Part No.		EX0318BKIT	
Qty	Description	Qty	Description
1	Blow Gun	1	Blow Gun Tapered Tip
1	6" Pencil Gauge	2	Sport Inflation Needles
1	Dual Head Tire Chuck	2	1/4" NPT Male M-Style® Steel Plugs
2	1/4" NPT x 1/4" NPT Steel Hex Couplings	2	1/4" NPT Female M-Style® Steel Plugs
1	1/4" NPT x 1/4" NPT Steel Hex Nipple	2	1/4" NPT Female M-Style® Steel Couplers
1	Blow Gun Safety/Adapter Tip	1	Pipe Thread Tape
1	Blow Gun Rubber Tip		

EXELAIR™ RECOIL ACCESSORY KITS

EX0320HKIT



EX0320HKIT

EXELAIR™ 20-pc Recoil Air Hose Kit

• Comes with storage case

Part No.		EX0320HKIT	
Qty	Description	Qty	Description
1	Blow Gun	1	Sport Inflation Needle
1	6" Pencil Gauge (5-50 PSI)	5	1/4" NPT Male M-Style® Steel Plugs
1	1/4" NPT x 1/4" NPT Steel Hex Coupling	2	1/4" NPT Female M-Style® Steel Plugs
1	1/4" NPT x 1/4" NPT Steel Hex Nipple	1	1/4" NPT Female M-Style® Steel Coupler
1	Blow Gun Safety/Adapter Tip	1	Pipe Thread Tape
1	Blow Gun Rubber Tip	1	Single Head Air Chuck
2	Blow Gun Tapered Tips	1	13' Nylon Recoil Air Hose

EX0325HKIT



EX0325HKIT

EXELAIR™ 25-pc Recoil Air Hose Kit

• Comes with storage case

Part No.		EX0325HKIT	
Qty	Description	Qty	Description
1	Blow Gun	1	Tire Inflator Tip/Blow Nozzle
1	6" Pencil Gauge (5-50 PSI)	2	Sport Inflation Needles
1	Dual Head Tire Chuck	6	1/4" NPT Male M-Style® Steel Plugs
2	1/4" NPT x 1/4" NPT Steel Hex Couplings	2	1/4" NPT Female M-Style® Steel Plugs
2	1/4" NPT x 1/4" NPT Steel Hex Nipples	1	1/4" NPT Female M-Style® Steel Coupler
1	Blow Gun Safety/Adapter Tip	1	Pipe Thread Tape
1	Blow Gun Rubber Tip	1	Single Head Air Chuck
1	Blow Gun Tapered Tip	1	25' Nylon Recoil Air Hose

BLO-GUNS
100 SERIES

KITS & FAUCETS
200/300 SERIES

TIRE HARDWARE
400/1400 SERIES

INFLATOR GAGES
500 SERIES

FITTINGS & HOSES
600/1600 SERIES

EXELAIR™ COUPLERS & PLUGS KITS

EX0312MKIT



EX0312MKIT

EXELAIR™ 12-pc M-Style® Coupler & Plug Kit

- Comes with storage case

Part No.	EX0312MKIT
Qty	Description
6	1/4" NPT Male M-Style® Steel Plugs
4	1/4" NPT Female M-Style® Steel Plugs
1	1/4" NPT Female M-Style® Brass Coupler
1	1/4" NPT Male M-Style® Brass Coupler



EX0320MKIT



EX0320MKIT

EXELAIR™ 20-pc M-Style® Coupler & Plug Kit

- Comes with storage case

Part No.	EX0320MKIT
Qty	Description
5	1/4" NPT Male M-Style® Brass Plugs
5	1/4" NPT Male M-Style® Steel Plugs
5	1/4" NPT Female M-Style® Steel Plugs
1	1/4" NPT Female M-Style® Brass Coupler
4	1/4" NPT Male M-Style® Steel Couplers



EXELAIR™ INFLATOR GAUGE KITS

EX0510BKIT



EX0510BKIT

EXELAIR™ 10-pc Bayonet Inflator Gauge Kit

- Comes with storage case

Part No.	EX0510BKIT
Qty	Description
1	Bayonet Inflator Gauge w/ Dual Head Chuck
4	Valve Cores
4	Black Plastic Valve Caps
1	4-Way Valve Tool

EX0510PKIT



EX0510PKIT

EXELAIR™ 10-pc Pistol Grip Inflator Gauge Kit

- Comes with storage case

Part No.	EX0510PKIT
Qty	Description
1	EX0500P Pistol Grip Inflator Gauge w/ Lock-on Chuck
4	Valve Cores
4	Black Plastic Valve Caps
1	4-Way Valve Tool

EX0510WKIT



EX0510WKIT

EXELAIR™ 10-pc Window Inflator Gauge Kit

- Comes with storage case

Part No.	EX0510WKIT
Qty	Description
1	Window Inflator Gauge
4	Valve Cores
4	Black Plastic Valve Caps
1	4-Way Valve Tool

400-6




400-6

SAFE-T-FLATE VALVE EXTENSION

- Inner dual wheel valve extension
- Fits all tube and tubeless valves in this section

Bulk Pkg Part No.	Retail Pkg Part No.	Per Card	Maximum Pressure	Effective Length (in)
400-6BK	s-400-6	2	150 PSI	8 1/4"

404 • 1455



404

1455

NICKEL PLATED VALVE CORES

Boxed Pkg Part No.	Bulk Part No.	Retail Pkg Part No.	Per Card	TR Number	Thread Size/Seal	Operating Temp	Pressure Range
404	404-100	s-404	5	TR-C1	• .2108-36 Thread • Red Teflon Seal	-40°F to 302°F	0-200 PSI
1455				TR-C2	• Large Bore • .302-32 Thread		

406




406

RIM HOLE REDUCER BUSHING

- For passenger cars, motorcycles, light trucks, and industrial vehicles

Boxed Pkg Part No.	Base Diameter	Sizes
406	2 1/4"	Reduces 5/8" to .453"

409



409

HI-PERFORMANCE TIRE VALVE

- Clamp-in type, brass chrome plated
- For use with mag, aluminum, exposed or reversed chrome wheels
- Sold complete with two grommets to fit .453 or .625 valve hole sizes

Boxed Pkg Part No.	Retail Pkg Part No.	Per Card	Max Pressure (cold inflation)	Rim Hole Diameter
409	s-409	1	80 PSI	.453" & .625"

413 • 414 • 415
418 • 423 • 425



413

414

415



418

423

425

SNAP-IN TUBELESS TIRE VALVES

- Cap thread size: .305-32
- Ozone resistant rubber
- Maximum cold inflation pressure may not exceed 60 PSI

Boxed Pkg Part No.	50-Pk Bulk Part No.	500-Pk Bulk Part No.	Retail Pkg Part No.	Per Card	TR Number	Rim Hole Diameter	Effective Length (in)
413-10	413-50	413-500	s-413	2	TR413	.453"	1 1/4"
414-10	414-50	414-500	s-414	2	TR414		1 1/2"
415-10	415-50	415-500	s-415	2	TR415	.625"	1 1/4"
418-10	418-50	418-500	s-418	2	TR418	.453"	2"
423-10	423-50	423-500	s-423	2	TR423		2 1/2"
425-10	425-50	425-500	s-425	2	TR425	.625"	2"

BLO-GUNS
100 SERIES

KITS & FAUCETS
200/300 SERIES

TIRE HARDWARE
400/1400 SERIES

INFLATOR GAGES
500 SERIES

FITTINGS & HOSES
600/1600 SERIES

BLO-GUNS
100 SERIES

413-1 • 418-1



413-1

SNAP-IN CHROME SLEEVE TUBELESS TIRE VALVES

- Chrome sleeve tubeless tire valve with hex cap

Boxed Pkg Part No.	Retail Pkg Part No.	Per Card	TR Number	Rim Hole Diameter	Effective Length (in)
413-1	s-413-1	2	TR413	.453"	1 1/4"

KITS & FAUCETS
200/300 SERIES

434 • 435 • 436 • 437
438 • 439 • 1457



434

435

436



437



438



439



1457

VALVE CAPS

Boxed Pkg Part No.	Retail Pkg Part No.	Per Card	TR Number	Description	Thread Size
434				Knurled Cap, Heat Resistant Sealing Washer	.305-32 Thread
435	s-435	4		Hex Head	
436	s-436	5	TR-VC3	Dome Type	
437	s-437	5	TR-VC2	• Screwdriver Type • Built In Valve Removal Slot	
438	s-438	5	TR-VC8	• For Nitrogen Filled Tires	
439	s-439	5		Dome Shape, Standard Valve Caps	
1457			TR-VC7	Dome Shape, Standard Valve Caps	.485-26

TIRE HARDWARE
400/1400 SERIES

440 • 440-1 • 440-2
440-3 • 440-4 • 440-5



440

440-1

440-2

440-3

440-4

440-5

TRUCK VALVE EXTENSIONS

- Nickel plated brass, nickel plated long skirt, hi-heat cap
- All thread sizes: .305-32

Boxed Pkg Part No.	Retail Pkg Part No.	Per Card	Effective Length (in)
440			1 3/8"
440-1			2 1/4"
440-2			3 1/16"
440-3			3 11/16"
440-4	s-440-4	1	4 1/8"
440-5			5 1/2"

INFLATOR GAGES
500 SERIES

s-441 • s-442



s-441

s-442

BRASS VALVE EXTENSIONS

- Dust cover design allows pressure check and inflation/deflation without removing cap
- Threaded for valve caps and/or wheel cover locks
- All thread sizes: .305-32

Retail Pkg Part No.	Per Card	Effective Length (in)
s-441	4	3/4"
s-442	4	1 1/4"

FITTINGS & HOSES
600/1600 SERIES

s-443



s-443

3-IN-1 VALVE EXTRACTOR TOOL

The Speedy Tire Inflation Tool

- Removes valve cores while simultaneously allowing for rapid inflation
- Up to a 47% decrease in inflation time

Retail Pkg Part No.	Per Card	Overall Length	NPT
s-443	1	5 1/8"	305"-32

444




444

VALVE CORE TOOL

- For removal & insertion of valve cores
- One end for standard bore, one end for large bore valves

Boxed Pkg Part No.	Retail Pkg Part No.	Per Card	Overall Length	Handle Length
444	s-444	1	5"	3"

445



445

VALVE REPAIR TOOL

- Use this 4-in-1 valve tool for rethreading inside and outside of valve stems, as well as insertion and removal of valve cores
- Allows removal of valve cores even if the shoulders are broken

Boxed Pkg Part No.	Retail Pkg Part No.	Per Card	Overall Length	Handle Length
445	s-445	1	5"	3"

s-446



s-446

TUBE DEFLATOR & CORE REMOVER

- With this 2-in-1 tool deflate using one end, and insertion and removal of valve core with other end

Retail Pkg Part No.	Per Card	Description
s-446	1	Tube Deflator & Core Remover

s-447



s-447

VALVE FISHING TOOL

- Designed to align or seal valve stem through rim hole
- Handle offers same features as Milton® #446

Retail Pkg Part No.	Per Card	Overall Length	Valve Attachment Head Diameter
s-447	1	8 1/4"	7/16"

s-448



s-448

TIRE TREAD DEPTH GAGE

- Round aluminum indicator bar calibrated 0 to 1" in 1/32" markings
- Handy pocket clip

Boxed Pkg Part No.	Retail Pkg Part No.	Per Card	Description
448	s-448	1	Tire Tread Depth Gage - 0 to 1"

BLO-GUNS
100 SERIES

KITS & FAUCETS
200/300 SERIES

TIRE HARDWARE
400/1400 SERIES

INFLATOR GAGES
500 SERIES

FITTINGS & HOSES
600/1600 SERIES

BLO-GUNS
100 SERIES

EX448DIG



EXELAIR™ DIGITAL TIRE TREAD DEPTH GAUGE

- Accurately measures tire tread depth
- Digital backlit display
- Zero setting at any depth
- Reads in inches and MM

Retail Pkg Part No.	Per Card	Application
EX448DIG	1	<ul style="list-style-type: none"> • Batteries Included • Automatic Shut Off

KITS & FAUCETS
200/300 SERIES

s-449



VALVE INSERTION TOOL

- For the installation or removal of “snap-in” type tubeless tire valves

Retail Pkg Part No.	Per Card	Description
s-449	1	Valve Insertion Tool

TIRE HARDWARE
400/1400 SERIES

451 • 452 • 453 • 454



PLASTIC EXTENSIONS

- Lightweight so it does not affect wheel balance
- Extends through hole in cover for ease in inflating and checking tire pressure
- All thread sizes: .305-32

Boxed Pkg Part No.	Retail Pkg Part No.	Per Card	Effective Length (in)
451	s-451	4	3/4"
452	s-452	4	1 1/4"
453	s-453	4	1 1/2"
454	s-454	4	2"

INFLATOR GAGES
500 SERIES

462 • 463 • 464 • 465



TRACTOR TIRE VALVES

Boxed Pkg Part No.	Retail Pkg Part No.	Per Card	TR Number	Application	Patch Diameter	Effective Length (in)
462	s-462	1	TR-218A	<ul style="list-style-type: none"> • Road Grader & Tractor Tubes • Base Prepared for Electric or Chemical Application to Tubes 	4 1/4"	1 27/32"
463			TR-LN-10	<ul style="list-style-type: none"> • Brass Rim Nut • For Air/Water Tractor Valves • .485-26 Thread 		
464	s-464	2	TR-CH-3	<ul style="list-style-type: none"> • Replacement Core Housing • Complete w/ Valve Core and Cap for Use with Tractor Valve 		
	s-465	2	TR-CH-1	<ul style="list-style-type: none"> • Replacement Core Housing • Complete w/ Valve Core and Cap for Old Style Air/Water Valves 		

FITTINGS & HOSES
600/1600 SERIES

s-466



AIR/WATER ADAPTER KIT

- Connects any 3/4" garden hose to tire pressure valves to fill tires with liquid
- Fits all tube and tubeless valves in this section with the core housing removed

Retail Pkg Part No.	Per Card	Application
s-466	1	Comes Complete with 2 Bushings, 1 Standard Bore, One Large Bore

469



CLAMP-IN TUBELESS AIR/LIQUID VALVE

- For farm tractor and road grader tires
- Fast filling large bore type
- Complete w/ #464 housing

Boxed Pkg Part No.	Retail Pkg Part No.	Per Card	TR Number	Max Pressure	Effective Length (in)
469	s-469	1	TR-618A	90 PSI	2 1/2"


470 • 471



CLAMP-IN TUBELESS TIRE VALVES

Boxed Pkg Part No.	TR Number	Application	Rim Hole Diameter	Max Pressure
470	TR-416	Universal Clamp-in	.453" and 5/8"	When Pressure Exceeds 45 PSI
471	TR-417	Special Clamp-in		

473 • 474 • 476



TUBE TYPE TIRE VALVES

Boxed Pkg Part No.	TR Number	Application	Rim Hole Diameter
473	TR-13	<ul style="list-style-type: none"> • Patch Valve • Apply Hot or Cold • Fits 13", 14", 15" Tubes 	0.453
474	TR-15	<ul style="list-style-type: none"> • Patch Valve • Apply Hot or Cold • Fits 16" Tubes 	0.625
476		<ul style="list-style-type: none"> • Oval Slot Tubeless Valve • Ready to Use with Grommet, Washer, Valve Core, Hex Nut and Screwdriver Cap • For Firestone 16 X 6 Ks Wheel w/ Oval Valve Hole 	

481 • 482 • 483
484 • 485 • 486



TRUCK & BUS CLAMP-IN TUBELESS TIRE VALVES

- Straight clamp-in type valves for 5/8" side hole mounting
- For demountable and non-demountable rims

Boxed Pkg Part No.	Retail Pkg Part No.	Per Card	TR Number	Effective Length (in)
481			TR-571	3 17/32"
482			TR-501	1 21/32"
483			TR-500	2 5/32"
484			TR-570	3 9/32"
485			TR-572	3 29/32"
486	s-486	1	TR-573	4 17/32"

BLO-GUNS
100 SERIES

KITS & FAUCETS
200/300 SERIES

TIRE HARDWARE
400/1400 SERIES

INFLATOR GAGES
500 SERIES

FITTINGS & HOSES
600/1600 SERIES

BLO-GUNS
100 SERIES

492



TUBELESS ALUMINUM TRUCK VALVE

Boxed Pkg Part No.	TR Number	Application
492	TR-510	Used In Drop Center Aluminum Disc Wheels with 5/8" Bottom Valve Hole

KITS & FAUCETS
200/300 SERIES

493 • 494




SNAP-IN TUBELESS TIRE VALVES

- Maximum cold inflation pressure may not exceed 80 PSI

Boxed Pkg Part No.	50-Pk Bulk Part No.	TR Number	Rim Hole Diameter	Effective Length (in)
493-10	493-50	TR600	.453"	1 1/4"
494-10	494-50	TR602		2"

TIRE HARDWARE
400/1400 SERIES

s-982 • 1460 • 1470
1471 • 1472 • 1475
1477 • 1496



LARGE BORE AIR CHUCKS & REPAIR TOOL

- Inflating air chucks
- Maximum 150 PSI

Large Bore Dual Head Service Gage

Retail Pkg Part No.	Per Card	Range (PSI & kPa)	Increments (lbs. & kPa)
s-982	1	10-160 PSI 80-1100 kPa	2 lbs. 20 kPa

Large Bore Adapter

Boxed Pkg Part No.	Thread Size	Increments (lbs. & kPa)	TR Number	Application
1460	.305-32 thread	2 lbs. 20 kPa	TR-AD1	• Reduces to Standard Bore • Complete with Gasket

Lock On Chuck

Boxed Pkg Part No.	NPT
1470	1/4" Female

Long Handle Lock On Chuck

Boxed Pkg Part No.	NPT	Application
1471	1/4" Female	• Straight Push On • 5 1/8" Handle

Dual Foot Chuck

Boxed Pkg Part No.	NPT	Application
1472	1/4" Female	• Large Bore and Standard Valves • 9" Handle

Large Bore Tube Deflator

Boxed Pkg Part No.	NPT
1475	1/4" Female

Large Bore 4 Way Valve Tool

Boxed Pkg Part No.	Application
1477	• For Rethreading Inside and Outside of Valve Stems • Insertion and Removal of Valve Cores

Kwik Grip Safety Air Chuck

Boxed Pkg Part No.	NPT	Application
1496	1/4" Female	• For Large Bore Valves • Locks On Valve

INFLATOR GAGES
500 SERIES

FITTINGS & HOSES
600/1600 SERIES

s-568



s-568

DIGITAL PISTOL GRIP INFLATOR GAGE

SUPER COMFORTABLE ERGONOMIC GRIP

- 360° swivel design for easy viewing
- Backlit digital displays in PSI, kPa, Bar and kg/cm² measurements
- Meets ANSI/ASME B40-1 standards
- Automatic shut-off after 15 seconds
- “Half pull deflate - Full pull inflate” design
- Durable rubber boot and batteries included
- Accuracy: +/- 0.5 PSI
- Resolution: 0.1 PSI

Packaged Part No.	Range		Hose Length	Air Chuck	
	(PSI & kPa)	(Bar & kg/cm ²)		Style	Full Swivel
s-568	0-255 PSI 0-1750 kPa	0-17.5 Bar 0-17.5 kg/cm ²	20"	Straight Lock-On	N/A

s-530 • s-531



s-530

COMPACT DIGITAL INFLATOR GAGES

SHORTER CASTING GIVES USER BETTER CONTROL

- Swivel gage design for easy viewing
- Pressure range: 0-255 PSI
- Meets ANSI/ASME B40-1 standards
- 6" extended reach, 360° swivel chucks
- Resolution: 0.1 PSI
- Accuracy: +/- 0.5 PSI
- Units: PSI, kPa, Bar, kg/cm²

Part No.	Hose Length	Air Chuck		Chuck Extension
		Style	Full Swivel	
s-530	15"	Dual Head	YES	YES
s-531		Dual Head Straight Foot		

BLO-GUNS
100 SERIES

KITS & FAUCETS
200/300 SERIES

TIRE HARDWARE
400/1400 SERIES

INFLATOR GAGES
500 SERIES

FITTINGS & HOSES
600/1600 SERIES

580e SERIES **PRECISION** DIGITAL INFLATOR GAGE

DIGITAL INFLATOR GAGES

EXTREME ACCURACY

The most accurate tire inflator gage on the market ... **+/- 0.05%!**



Large Articulating, Easy-to-Read Digital Display

- Display automatically adjusts for left or right-handed use, or vertical portrait mode
- High contrast electrophoretic screen is easy to read in any light condition, at any angle

Auto ON/Auto OFF Feature

- Powers on when air pressure is detected, powers off after 120 seconds of inactivity

M-Style® Plug included

Job site work light

Integrated hang hook for storage

Deflation button
Fine tune air pressure

Comfortable, rubberized ergonomic handle

Valve cap holder

BLO-GUNS
100 SERIES

KITS & FAUCETS
200/300 SERIES

TIRE HARDWARE
400/1400 SERIES

INFLATOR GAGES
500 SERIES

FITTINGS & HOSES
600/1600 SERIES



**580e SERIES
PRECISION
DIGITAL INFLATOR GAGE**

s-582e • s-583e • s-584e • s-585e
s-586e • s-587e • s-588e

DIGITAL INFLATOR GAGES



360° Swivel Chuck:

- s-583e
- s-585e
- s-586e
- s-587e
- s-588e








PICK YOUR CHUCK

s-580eKIT



s-580eKIT

Multiple Chuck & Hose Configurations

	s-582e KWIK GRIP SAFETY CHUCK <ul style="list-style-type: none"> • Securely locks onto tire valves • Includes extra-long 36" rubber hose
	s-583e BALL FOOT AIR CHUCK W/ CLIP <ul style="list-style-type: none"> • Quickly attach/detach in tight spaces • Includes extra-long 36" rubber hose
	s-584e STRAIGHT FOOT CHUCK <ul style="list-style-type: none"> • Minimizes breakage to TPMS valves • Includes 15" rubber hose
	s-585e BALL FOOT CHUCK <ul style="list-style-type: none"> • Great for motorcycles & other hard to reach valves • Includes 15" rubber hose
	s-586e CLASSIC DUAL HEAD CHUCK <ul style="list-style-type: none"> • Great general purpose & commercial vehicle air chuck • Includes 15" rubber hose plus 5 1/4" brass chuck extension
	s-587e DUAL HEAD STRAIGHT FOOT CHUCK <ul style="list-style-type: none"> • Straight foot design with lock-on threads for hands-free inflation • Includes 15" rubber hose plus 5 1/4" brass chuck extension
	s-588e LARGE BORE DUAL HEAD CHUCK <ul style="list-style-type: none"> • For construction equipment & heavy equipment with large bore valves • Includes 15" rubber hose plus 5 1/4" brass chuck extension

PRESSURE RANGE: 0-160 PSI **ACCURACY:** +/- 0.05%
RESOLUTION: 0.05 PSI **UNITS:** PSI, Bar, kPa, kg/cm²

DIGITAL INFLATOR GAGE KIT

- Kit comes complete with digital inflator gage, plus four interchangeable air chucks

Part No.	s-580eKIT
Qty	Description
1	PRECISION Digital Inflator Gage w/ Coupler Hose Whip
1	Ball Foot Air Chuck w/ Plug Connector
1	Dual Head Air Chuck w/ Plug Connector
1	Dual Head Straight Foot Chuck w/ Plug Connector
1	Easy-On Air Chuck w/ Plug Connector

BLO-GUNS
100 SERIES

KITS & FAUCETS
200/300 SERIES

TIRE HARDWARE
400/1400 SERIES

INFLATOR GAGES
500 SERIES

FITTINGS & HOSES
600/1600 SERIES

572D • 573D • s-574D
s-575D • s-576D
s-577D • s-578D

PRO SERIES DIGITAL PISTOL GRIP INFLATOR GAGES



High-Accuracy Digital Pressure Gage

- Full 360° swivel - view at any angle & lays flat for storage
- AUTO ON when pressure is detected
- 15-second AUTO OFF saves batteries
- LCD Back-lit display for use in low-light conditions
- (2) AAA Batteries included
- Meets ANSI/ASME B40-1 standards

360° Swivel Chuck:

- 573D
- s-575D
- s-576D
- s-577D
- s-578D

Multiple Chuck & Hose Configurations

572D	KWIK GRIP SAFETY CHUCK	<ul style="list-style-type: none"> • Securely locks onto tire valves • Includes extra-long 36" rubber hose
573D	BALL FOOT AIR CHUCK W/ CLIP	<ul style="list-style-type: none"> • Quickly attach/detach in tight spaces • Includes extra-long 36" rubber hose
s-574D	STRAIGHT FOOT CHUCK	<ul style="list-style-type: none"> • Minimizes breakage to TPMS valves • Includes 15" rubber hose
s-575D	BALL FOOT CHUCK	<ul style="list-style-type: none"> • Great for motorcycles & other hard to reach valves • Includes 15" rubber hose
s-576D	CLASSIC DUAL HEAD CHUCK	<ul style="list-style-type: none"> • Great general purpose & commercial vehicle air chuck • Includes 15" rubber hose plus 5 1/4" brass chuck extension
s-577D	DUAL HEAD STRAIGHT FOOT CHUCK	<ul style="list-style-type: none"> • Straight foot design with lock-on threads for hands-free inflation • Includes 15" rubber hose plus 5 1/4" brass chuck extension
s-578D	LARGE BORE DUAL HEAD CHUCK	<ul style="list-style-type: none"> • For construction equipment & heavy equipment with large bore valves • Includes 15" rubber hose plus 5 1/4" brass chuck extension

PICK YOUR CHUCK

PRESSURE RANGE: 0-255 PSI
RESOLUTION: 0.1 PSI
ACCURACY: +/- 0.5 PSI
UNITS: PSI, Bar, kPa, kg/cm²

ADDITIONAL HOSE/CHUCK CONFIGURATIONS AVAILABLE ON PG 33

BLO-GUNS
100 SERIES

KITS & FAUCETS
200/300 SERIES

TIRE HARDWARE
400/1400 SERIES

INFLATOR GAGES
500 SERIES

FITTINGS & HOSES
600/1600 SERIES

572A • 573A • s-574A
s-575A • s-576A
s-577A • s-578A

PRO SERIES OIL-FILLED ANALOG PISTOL GRIP INFLATOR GAGES



Silicone Oil-Filled Analog Pressure Gauge

- Full 360° swivel - view at any angle & lays flat for storage
- Superior accuracy
- Absorbs vibrations and pressure spikes
- Reduces wear on moving parts
- Protects against moisture & icing
- Meets ANSI/ASME B40-1 standards

360° Swivel Chuck:

- 573A
- s-575A
- s-576A
- s-577A
- s-578A

Multiple Chuck & Hose Configurations

572A	KWIK GRIP SAFETY CHUCK	<ul style="list-style-type: none"> • Securely locks onto tire valves • Includes extra-long 36" rubber hose
573A	BALL FOOT AIR CHUCK W/ CLIP	<ul style="list-style-type: none"> • Quickly attach/detach in tight spaces • Includes extra-long 36" rubber hose
s-574A	STRAIGHT FOOT CHUCK	<ul style="list-style-type: none"> • Minimizes breakage to TPMS valves • Includes 15" rubber hose
s-575A	BALL FOOT CHUCK	<ul style="list-style-type: none"> • Great for motorcycles & other hard to reach valves • Includes 15" rubber hose
s-576A	CLASSIC DUAL HEAD CHUCK	<ul style="list-style-type: none"> • Great general purpose & commercial vehicle air chuck • Includes 15" rubber hose plus 5 1/4" brass chuck extension
s-577A	DUAL HEAD STRAIGHT FOOT CHUCK	<ul style="list-style-type: none"> • Straight foot design with lock-on threads for hands-free inflation • Includes 15" rubber hose plus 5 1/4" brass chuck extension
s-578A	LARGE BORE DUAL HEAD CHUCK	<ul style="list-style-type: none"> • For construction equipment & heavy equipment with large bore valves • Includes 15" rubber hose plus 5 1/4" brass chuck extension

PRESSURE RANGE: 0-160 PSI
RESOLUTION: 1 PSI
ACCURACY: +/- 2.5 PSI
UNITS: PSI, Bar

P576-1

PRO SERIES PISTOL GRIP INFLATOR GAGE REPLACEMENT PISTON KIT



- For use with 570 Series digital or analog pistol grip inflator gages (on pages 30 or 31)
- Kit includes replacement piston with o-rings, deflator valve, c-clip and spanner wrench

ADDITIONAL HOSE/CHUCK CONFIGURATIONS AVAILABLE ON PG 33

BLO-GUNS
100 SERIES

KITS & FAUCETS
200/300 SERIES

TIRE HARDWARE
400/1400 SERIES

INFLATOR GAGES
500 SERIES

FITTINGS & HOSES
600/1600 SERIES

500 SERIES

INFLATOR GAGES

501 • 98-A1-501 • 502
503 • 08-A1-506 • s-504
s-505 • s-506 • s-516

WINDOW INFLATOR GAGES

Heavy duty construction provides long service life even with constant use. Gage cartridge and valve cartridge replaceable. All window inflator gages equipped with magnifying lens for full view of scale.

- Meets ANSI/ASME B40-1 standards

"The Classic" s-506


The Milton® legacy gage that started it all



Replaceable pressure gage cartridge (Pg. 35)
- ease of field repair



Magnifying lens for full pressure scale view











Flexible, heavy duty rubber hose whip

Deflator button (501 and 98-A1-501 only)



Heavy duty die cast aluminum body and trigger
- durable, yet lightweight

Part #	501	98-A1-501	502	503	08-A1-506	s-504	s-505	s-506	s-516
Hose Length	5'	15'	3'	3'			15'		
OSHA Compliant	YES					No			
Deflator Button	YES					No			
Replacement Hose Whip	514	P98-A1-501	513	511	N/A	510	508	509	519
Chuck Style	Dual Head Straight Foot		Kwik Grip Safety Lock-on	Single Head w/ Chuck Clip	Dual Foot Large Bore	Straight (for TPMS)	Single Head	Dual Head	Dual Head Straight Foot
									
Full Swivel	YES	No		YES		No		YES	
Chuck Extension	YES		No		YES	No		YES	

BLO-GUNS
100 SERIES

KITS & FAUCETS
200/300 SERIES


TIRE HARDWARE
400/1400 SERIES

INFLATOR GAGES
500 SERIES


FITTINGS & HOSES
600/1600 SERIES

508 • 509 • 510 • 511
513 • 514 • 519 • P98-A1-501

**WINDOW INFLATOR GAGES
REPLACEMENT HOSE WHIPS**



Part No.	Hose Length	Air Chuck Style		Thread Size	Replacement Hose Whip for
			Full Swivel		
508	15 Inches	Single Head	YES	3/8-24	505
509	15 Inches	Dual Head w/ Extension	YES	3/8-24	506
510	15 Inches	Straight	No	3/8-24	504
511	3 Feet	Single Head w/ Chuck Clip	YES	3/8-24	503
513	3 Feet	Kwik Grip Safety	No	3/8-24	502
514	5 Feet	Dual Head Straight Foot	YES	3/8-24	501
519	15 Inches	Dual Head Straight Foot	YES	3/8-24	516
P98-A1-501	15 Feet	Dual Head Straight Foot	YES	3/8-24	98-A1-501



517 • 518 • 550 • 551
552 • 553 • 556

HEAVY DUTY TRUCK INFLATOR GAGES

- 10-160 PSI (80-840 kPa) pressure range
- For use of inflating and deflating truck tires



Part No.	Hose Length	Air Chuck Style		Deflator Button	Meets OSHA 1910.177
			Full Swivel		
517	2 Feet	12" Extended Reach Dual Head Straight Foot	YES	YES	No
518	5 Feet	Easy On Grip			
550	2 X 7 Feet	12" Extended Reach Dual Head Lock-On + Easy On Grip	No	No	YES
551		2 X 6" Extended Reach Dual Head Lock-On			
552	50 Feet	12" Extended Reach Dual Head Straight Foot	YES	YES	
553	5 Feet	6" Extended Reach Dual Head Lock-On			
556	6 Feet	Large Bore Secure Lock-On			



BLO-GUNS
100 SERIES

KITS & FAUCETS
200/300 SERIES

TIRE HARDWARE
400/1400 SERIES

INFLATOR GAGES
500 SERIES

FITTINGS & HOSES
600/1600 SERIES

s-520 • s-521 • s-522 • 523

BAYONET INFLATOR GAGES

- Lever action, heavy duty construction provides long service life, even with constant use
- Easy to read, large black numbers on “jumbo” white indicator bar
- 2 sides calibrated for PSI and 2 sides calibrated for kPa
- Meets ANSI/ASME B40-1 standards

Durable high-contrast nylon pressure indicator bar

- PSI pressure: 10-120 in 2 PSI increments (black)
- kPa pressure: 80-840 in 20 kPa increments (red)
- Indicator bar extends when trigger is released and retracts automatically

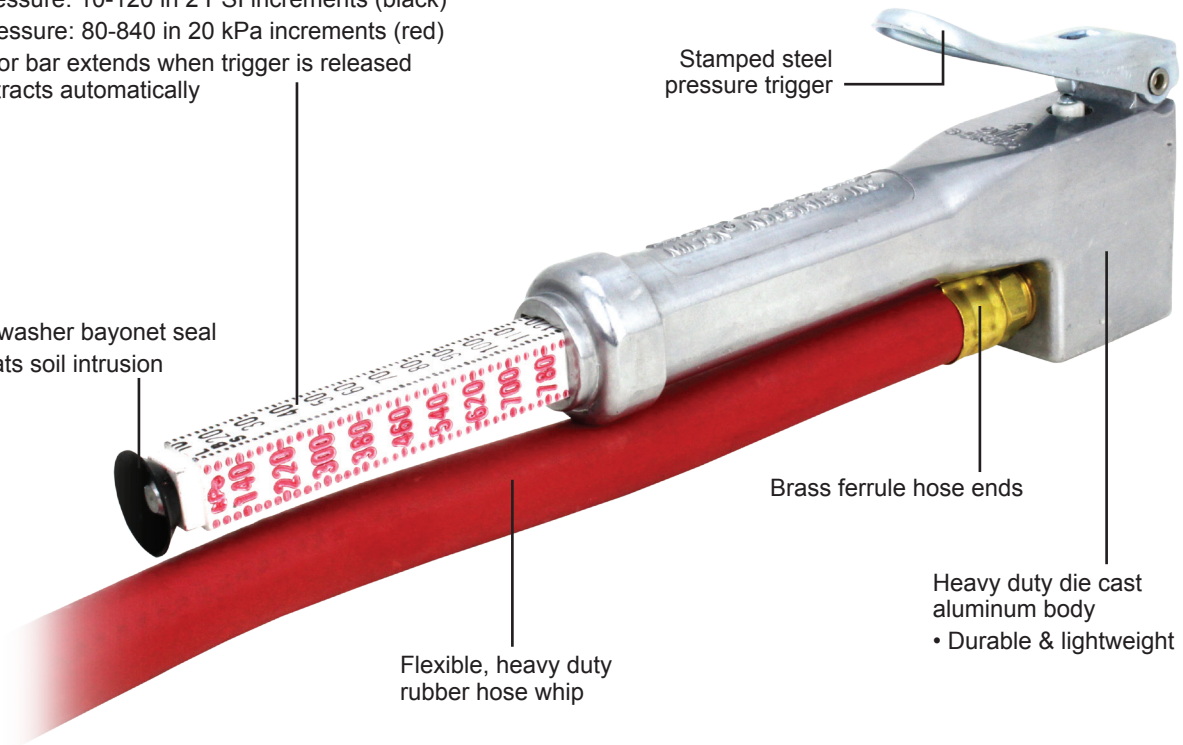
- Rubber washer bayonet seal
- Combats soil intrusion

Stamped steel pressure trigger

Brass ferrule hose ends

Heavy duty die cast aluminum body
• Durable & lightweight

Flexible, heavy duty rubber hose whip



Part #	s-520	s-521	s-522	523
Hose Length		12"		3'
Chuck Style	Straight (for TPMS) 	Single Head 	Dual Head w/ Extension 	Single Head w/ Chuck Clip
Full Swivel	No		YES	
Replacement Hose Whip	528	526	527	529
Application	For Tire with TPMS Sensors	Great for Motorcycles & Hard to Reach Valves	For Any Vehicles & Tire Changing	

BLO-GUNS
100 SERIES

KITS & FAUCETS
200/300 SERIES



TIRE HARDWARE
400/1400 SERIES

INFLATOR GAGES
500 SERIES

FITTINGS & HOSES
600/1600 SERIES

526 • 527 • 528 • 529

**BAYONET INFLATOR GAGES
REPLACEMENT HOSE WHIPS & CHUCKS**



Part No.	Hose Length	Air Chuck Style		Thread Size	Replacement Hose Whip for
		Style	Full Swivel		
526	12"	Single Head	YES	1/4" NPT	s-521
527	12"	Dual Head w/ Extension	YES	1/4" NPT	s-522
528	12"	Straight (TPMS)	No	1/4" NPT	s-520
529	3'	Single Head w/ Chuck Clip	YES	1/4" NPT	523

P500-45 • P500-44
500-4 • 500-43

REPLACEMENT AIR CHUCKS



Part No.	Air Chuck Style		Replacement Hose Whip for	Application
	Style	Full Swivel		
P500-45	Straight (TPMS)	No	528	For Tire with TPMS Sensors
P500-44	Single Head	YES	526	Great for Motorcycles & Hard to Reach Valves
500-4	Dual Head		527	For Any Vehicles & Tire Changing
500-43	Single Head w/ Chuck Clip		529	

506-79A • 507A
512A • 507B

WINDOW INFLATOR GAGE REPAIR KITS



Part No.	Description
506-79A	Replacement Viewing Window Kit
507A	Replacement Cartridge Kit (PSI)
512A	Replacement Valve Kit
507B	Inflator Gage Overhaul Kit Includes 506-79A, 507A & 512A Kits In One Kit

BLO-GUNS
100 SERIES

KITS & FAUCETS
200/300 SERIES

TIRE HARDWARE
400/1400 SERIES

INFLATOR GAGES
500 SERIES

FITTINGS & HOSES
600/1600 SERIES

BLO-GUNS
100 SERIES

KITS & FAUCETS
200/300 SERIES

TIRE HARDWARE
400/1400 SERIES

INFLATOR GAGES
500 SERIES

FITTINGS & HOSES
600/1600 SERIES

EX0500D



EX0500D

EXELAIR™ DIGITAL PISTOL GRIP INFLATOR GAGES

- Backlit digital displays in PSI, kPa, Bar and kg/cm² measurements
- Meets ANSI/ASME B40-1 standards
- Automatic shut-off after 15 seconds
- “Half pull deflate - Full pull inflate” design
- Durable rubber boot and batteries included
- Accuracy: +/- 1.0 PSI

Packaged Part No.	Range		Hose Length	Air Chuck	
	(PSI & kPa)	(Bar & kg/cm ²)		Style	Full Swivel
EX0500D	0-100 PSI 0-700 kPa	0-7 Bar 0-7 kg/cm ²	16"	Easy Clip	YES

EX0500P • EX0510PKIT



EX0500P

EXELAIR™ PISTOL GRIP ANALOG INFLATOR-DEFLATOR GAUGE

- Meets ANSI/ASME B40-1 standards
- Integrated deflation button
- Durable rubber boot
- Integrated hang loop

Packaged Part No.	Range		Hose Length	Air Chuck	
	(PSI & kPa)	(Bar & kg/cm ²)		Style	Full Swivel
EX0500P	0-150 PSI 0-1000 kPa	0-10 Bar 0-10 kg/cm ²	13"	Easy-Clip Chuck	No

EX0510PKIT	10Pc Pistol Grip Analog Inflator Gauge Kit	Kit Includes: (1) EX0500P Gauge, 9 Piece Tire Repair Accessories, Storage Case
------------	--	--

EX536KIT



EX536KIT


EXELAIR™ 3-IN-1 PROFESSIONAL PISTOL GRIP ANALOG INFLATOR/DEFLATOR GAUGE KIT

- Meets ANSI/ASME B40-1 standards
- Extra-large, Easy-to-read dial
- “Half pull deflate - Full pull Inflate” design
- Durable rubber boot
- Integrated hang loop

Packaged Part No.	Range (PSI & Bar)	Hose Length	Air Chuck		Kit also includes:
			Style	Full Swivel	
EX536KIT	0-175 PSI 0-12 Bar	16"	Easy-Clip Chuck Dual Head Straight Foot	No	Venturi Blow Gun Tip

EXELAIR™ INFLATOR GAUGE KITS

EX0510BKIT



EX0510BKIT

EXELAIR™ 10-pc Bayonet Inflator Gauge Kit

- Meets ANSI/ASME B40-1 standards
- Comes with storage case

Part No.	EX0510BKIT
Qty	Description
1	Bayonet Inflator Gauge w/ Dual Head Chuck
4	Valve Cores
4	Black Plastic Valve Caps
1	4-Way Valve Tool

EX0510PKIT



EX0510PKIT

EXELAIR™ 10-pc Pistol Grip Inflator Gauge Kit

- Meets ANSI/ASME B40-1 standards
- Comes with storage case

Part No.	EX0510PKIT
Qty	Description
1	EX0500P Pistol Grip Inflator Gauge w/ Lock-on Chuck
4	Valve Cores
4	Black Plastic Valve Caps
1	4-Way Valve Tool

EX0510WKIT



EX0510WKIT

EXELAIR™ 10-pc Window Inflator Gauge Kit

- Meets ANSI/ASME B40-1 standards
- Comes with storage case

Part No.	EX0510WKIT
Qty	Description
1	Window Inflator Gauge
4	Valve Cores
4	Black Plastic Valve Caps
1	4-Way Valve Tool

BLO-GUNS
100 SERIES

KITS & FAUCETS
200/300 SERIES

TIRE HARDWARE
400/1400 SERIES

INFLATOR GAGES
500 SERIES

FITTINGS & HOSES
600/1600 SERIES

BLO-GUNS
100 SERIES

KITS & FAUCETS
200/300 SERIES

TIRE HARDWARE
400/1400 SERIES

INFLATOR GAGES
500 SERIES

FITTINGS & HOSES
600/1600 SERIES

BRASS HOSE FITTINGS

NPT = National Pipe Taper (tapered thread for general use)
NPS = National Pipe Straight (straight mechanical thread for free fitting mechanical joints such as paint spraying equipment)
Hose ID = Inside diameter of hose
Hose OD = Outside diameter of hose

600 • 601 • 602
603 • 604



600
600-2 602
600-3 603
600-4 604
601 604-1

Brass Hose Ends

Boxed Part No.	Bulk Part No.	Retail Part No.	Per Card	Product Specs		
				Connection	Hose ID	Thread (NPT)
600	600BK	s-600	2	Male	1/4"	1/4"
600-2					1/8"	1/8"
600-3					1/4"	1/8"
600-4					1/8"	
601	601BK	s-601	2		5/16"	1/4"
602	602BK	s-602	2		3/8"	3/8"
603	603BK	s-603	2			
604					1/2"	1/2"
604-1	604-1BK					

605



605
605-1
605-2
605-3

Boxed Part No.	Retail Part No.	Per Card	Product Specs		
			Connection	Hose ID	Thread (NPS)
605	s-605	2	Female, Non Swivel	1/4"	1/4"
605-1				5/16"	
605-2	s-605-2	2		1/4"	
605-3				5/16"	

611 • 612 • 613



611-4
611-6 613-6
612-6 613-8

Brass Male Full Swivel Hose Fittings

Boxed Part No.	Retail Part No.	Per Card	Product Specs	
			Hose ID	Thread (NPT)
611-4	s-611-4	2	1/4"	1/4"
611-6	s-611-6	2	3/8"	
612-6	s-612-6	2		3/8"
613-6			1/2"	1/2"
613-8				

615 • 617 • 621 • 622



615
615-8
617
s-621
621-11
622

Re-Usable Brass Hose Fittings

Boxed Part No.	Bulk Part No.	Retail Part No.	Per Card	Connection	Product Specs		
					Hose OD	Hose ID	NPT
615	615BK	s-615	1	Male End	19/32" or 9/16"	1/4"	1/4"
615-8					1/2"		
617		s-617	1		5/8"		
		s-621	1		3/4"		
621-11					11/16"	3/8"	
622					3/4"		

616 • 618 • 623



616
618
623

Re-Usable Brass Hose Menders

NOTE: #616 & #618 may be used with 5/16" hose.
Maximum air pressure 250 PSI for Reusable Fittings and Menders

Boxed Part No.	Product Specs		
	Connection	Hose OD	Hose ID
616	Mender	19/32" or 9/16"	1/4"
618		5/8"	
623		3/4"	3/8"

640 • 641 • 642



640
641
642
642-1

Brass Hose Menders

Boxed Pkg Part No.	Bulk Pkg Part No.	Retail Pkg Part No.	Per Card	Product Specs Hose ID
640	640BK	s-640	2	1/4" x 1/4"
641		s-641	2	5/16" x 5/16"
642	642BK	s-642	2	3/8" x 3/8"
642-1				1/2" x 1/2"

663 • 676



663

Zamak Alloy Hose End & Menders

Boxed Pkg Part No.	Retail Pkg Part No.	Per Card	Product Specs	
			Description	Hose ID
663	s-663	2	End	1/4" ID x 1/4" NPT
	s-676	2	Mender	1/4" ID x 1/4" ID

643 • 646 • 647 • 648 • 649



643
643-1
643-3



646
646-1
647
647-1
647-2
648

Brass Fittings

Boxed Pkg Part No.	Bulk Pkg Part No.	Retail Pkg Part No.	Per Card	Product Specs		
				Description	Thread Size	Type
643	643BK	s-643	2	Female Hex Coupling	1/4" NPT x 1/4" NPT	Standard
643-1		s-643-1	2	Female Hex Coupling	3/8" NPT x 1/4" NPT	Standard
643-3		s-643-3	2	Female Hex Coupling	3/8" NPT x 3/8" NPT	Standard
646	646BK	s-646	2	Male Hex Nipple	1/4" NPT x 1/4" NPT	Standard
646-1		s-646-1	2	Male Hex Nipple	1/4" NPT x 3/8" NPT	Standard
647		s-647	2	Male Hex Nipple	3/8" NPT x 3/8" NPT	Standard
647-1				Male Hex Nipple	3/8" NPT x 1/2" NPT	Standard
647-2				Male Hex Nipple	1/2" NPT x 1/2" NPT	Standard
		s-648	2	Male Hex Nipple	1/4" NPT x 1/4" NPS	Ball Socket
		s-649	2	Male Hex Nipple	1/4" NPS x 1/4" NPS	Ball Socket

650 • 651 • 652



650
651
651-1
652
652-1
652-4
652-8

Brass Reducer Bushings

Boxed Pkg Part No.	Bulk Pkg Part No.	Retail Pkg Part No.	Per Card	Product Specs	
				NPT Male End	NPT Female End
650		s-650	2	1/4"	1/8"
651	651BK	s-651	2	3/8"	1/4"
651-1	651-1BK			1/2"	
652		s-652	2		3/8"
652-1					1/4"
652-4				3/4"	3/8"
652-8		s-652-8	2		1/2"

653



653
653-2
653-4

Brass Adapters

Boxed Pkg Part No.	Bulk Pkg Part No.	Retail Pkg Part No.	Per Card	Product Specs	
				NPT Male End	NPT Female End
653		s-653	2	1/4"	1/8"
653-2		s-653-2	2	3/8"	1/4"
653-4	653-4BK	s-653-4	2	1/2"	3/8"

BLO-GUNS
100 SERIES

KITS & FAUCETS
200/300 SERIES

TIRE HARDWARE
400/1400 SERIES

INFLATOR GAGES
500 SERIES

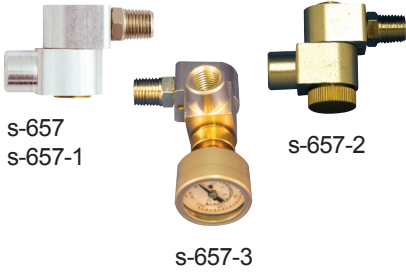
FITTINGS & HOSES
600/1600 SERIES

600/1600 SERIES

BRASS FITTINGS, HOSE, IN-LINE F-R-Ls, HOSE CLAMPS, AIR CHUCKS

BLO-GUNS
100 SERIES

s-657



s-657
s-657-1

s-657-2

s-657-3

AIR HOSE SWIVEL CONNECTORS

Attach portable air tools to air hose. 360° swivel in two places prevents hose kinking, and keeps the hose out of the way. Female pipe threads connect to most hose fittings and adapters. Not for use with percussion tools

Retail Pkg Part No.	Per Card	Product Specs	
		NPT	Feature
s-657	1	1/4"	
s-657-1	1	3/8"	
s-657-2	1	1/4"	with Flow Control
s-657-3	1		with Flow Control & Gage

KITS & FAUCETS
200/300 SERIES

658 • 659



658
658-1

659

FULL SWIVEL HOSE ENDS

Full 360° swivel hose ends help eliminate kink and twisted air lines. Steel construction, black oxide finish

Boxed Pkg Part No.	Bulk Pkg Part No.	Retail Pkg Part No.	Per Card	Product Specs	
				NPT	NPT or ID
658	658BK	s-658	1	1/4" Male End	Swivel Barb 1/4" ID
658-1	658-1BK	s-658-1	1	1/4" Male End	Swivel Barb 3/8" ID
659		s-659	1	1/4" Male End	1/4" NPT Female Swivel End

TIRE HARDWARE
400/1400 SERIES

660



660

BRASS SWIVEL "L" ADAPTER

Part No.	NPT	Type
660	1/4" NPT Male x 1/4" NPT Female	Swivel

INFLATOR GAGES
500 SERIES

s-99681



s-99681
s-99681-1

s-99681-2
s-99681-3

s-99681-4
s-99681-5

s-99681-6
s-99681-8

s-99681-9
s-99681-7

VARIABLE ANGLE SWIVEL FITTINGS

Fittings rotate 360° at a 45° angle in any direction virtually eliminating hose twisting and kinking. Rubber dust cover

- Maximum working pressure: 145 PSI
- Temperature range: -37° F to 176° F

Retail Pkg Part No.	Per Card	Product Specs	
		NPT	Type
s-99681	1	1/4" Male	1/4" Male NPT
s-99681-1	1		1/4" Female NPT
s-99681-2	1		1/4" Hose Barb
s-99681-3	1	3/8" Male	1/4" ID Hose Barb
s-99681-4	1	1/4" Male	1/4" M-Style® Plug
s-99681-5	1	3/8" Male	
s-99681-6	1	1/4" Male	1/4" A-Style Plug
s-99681-7	1	1/4" Female	1/4" Female NPT
s-99681-8	1	1/4" Male	1/4" T-Style Plug
s-99681-9	1	1/4" Female	

FITTINGS & HOSES
600/1600 SERIES

s-620



s-620

AIR HOSE REPAIR KIT

Everything you need to mend air hose in the field

Part No.		s-620
Includes:	Qty	Description
	1	1/4" Female Air Chuck
	1	1/4" NPT x 1/4" ID Male Hose End
	1	1/4" ID Hose Mender
	3	Hose Clamps for 5/8" OD Hose*

* Not available separately

614



614-2
614-4
614-6

DRAIN COCKS


- Brass body
- Steel handle

Boxed Pkg Part No.	Bulk Pkg Part No.	Retail Pkg Part No.	Per Card	Product Specs NPT
614-2	614-2BK	s-614-2	2	1/8"
614-4	614-4BK	s-614-4	2	1/4"
614-6		s-614-6	2	3/8"

655 • 656



655
655-1



656
656-1

SOLID BRASS FEMALE "TEES" & "CROSSES"

Boxed Pkg Part No.	Retail Pkg Part No.	Per Card	Product Specs NPT	Type
655	s-655	1	1/4"	"T" Openings
655-1	s-655-1	1	3/8"	
656	s-656	1	1/4"	"Cross" Openings
	s-656-1	1	3/8"	

683



683-4
683-5
683-6

SOLID BRASS MANIFOLDS

Boxed Pkg Part No.	Retail Pkg Part No.	Per Card	Inlet Female NPT	Three Outlets Female NPT
683-4	s-683-4	1	1/4"	1/4"
683-5	s-683-5	1	3/8"	
683-6			3/8"	3/8"

685



685-4
685-6
685-8

ALUMINUM MANIFOLDS

Boxed Pkg Part No.	Retail Pkg Part No.	Per Card	Inlet Female NPT	Three Outlets Female NPT
685-4	s-685-4	1	1/4"	1/4"
685-6	s-685-6	1	3/8"	
	s-685-8	1	1/2"	

684




684
684-4

AIR COMPRESSOR TANK VALVE

- Maximum air pressure: 200 PSI
- Standard valve core and plastic cap
- Cap thread size: .305-32
- Overall length with cap:
 - 684 - 1"
 - 684-4 - 1 1/2"

Boxed Pkg Part No.	Bulk Pkg Part No.	Retail Pkg Part No.	Per Card	Product Specs NPT
684	684BK	s-684	2	1/8"
684-4	684-4BK	s-684-4	2	1/4"

s-682



s-682

PORTABLE TANK CONVERSION KIT

Part No.	s-682
Qty	Description
1	Filler Valve
1	Pressure Gage
1	4' Hose Assembly
1	Manifold
1	Air Chuck

BLO-GUNS
100 SERIES

KITS & FAUCETS
200/300 SERIES

TIRE HARDWARE
400/1400 SERIES

INFLATOR GAGES
500 SERIES

FITTINGS & HOSES
600/1600 SERIES

600/1600 SERIES

BRASS FITTINGS, HOSE, IN-LINE F-R-Ls, HOSE CLAMPS, AIR CHUCKS

BLO-GUNS
100 SERIES

690 • 691 • 692 • 693 • 694 • 695
696 • 697 • 697-2 • 698 • 699



690 691 s-692 693



s-690-12



694 695 s-696



s-693-12



693-12CG 697 697-2 698 699

KITS & FAUCETS
200/300 SERIES

TIRE HARDWARE
400/1400 SERIES

INFLATOR GAGES
500 SERIES

FITTINGS & HOSES
600/1600 SERIES

AIR CHUCKS


- #692 Safety Grip Chuck Clip will fit all standard single head air chucks
- #693/693-12 chuck designed for inner duals - both ends lock on valve core threads
- Designed and manufactured to exacting standards
- Maximum air pressure: 150 PSI
- All air chucks listed below are "closed" or "sealing" type chucks and are not for use on Milton® inflator gages

Boxed Pkg Part No.	Bulk Pkg Part No.	Retail Pkg Part No.	Per Card	Product Specs Description	Size
690	690BK	s-690	1	Dual Head Air Chuck w/ 5 1/4" Extension	1/4" FNPT
		s-690-12	1	12 1/4" Extended Reach Dual Head Air Chuck	
691	691BK			Straight Head Air Chuck	1/4" FNPT
		s-692	1	Safety Grip Chuck Clip	
693	693BK	s-693	1	Dual Head Straight Foot Air Chuck w/ 5 1/4" Extension	1/4" FNPT
		s-693-12	1	12 3/4" Extended Reach Dual Head Straight Foot Air Chuck	
		693-12CG	1	12" Dual Head Straight Foot Air Chuck w/ Cushion Grip	
694	694BK			Single Head Air Chuck w/ Grip Chuck Clip	1/4" ID Hose Barb
695	695BK	s-695	1	Single Head Air Chuck	1/4" FNPT
		s-696	1	Kwik-Grip Safety Air Chuck	1/4" FNPT
697		s-697	1	European Style Air Chuck w/ Grip Chuck Clip	1/4" ID Hose Barb
697-2		s-697-2	1		
698	698BK	s-698	1	Single Head Air Chuck w/ Grip Chuck Clip	1/4" FNPT
699	699BK	s-699	1	Single Head Air Chuck	

Chuck Replacement Parts

Part #	Description
500-6	Replacement Dual Head & Straight Foot Head Chuck Washer
500-7	Replacement Single Head Chuck Washer

s-637




s-637

IN-LINE FILTER

Compact effective way to protect air tools & equipment by eliminating impurities in compressed air system. Sintered bronze 40 micron filter removes rust, scale, dirt, with minimal pressure drop

Retail Pkg Part No.	Per Card	NPT	Product Specs Length	SCFM
s-637	1	1/4"	1 3/4"	19

638



s-638



638-7

s-638-1

IN-LINE FLOW CONTROL VALVE

- Use as shut-off valve for air and non-corrosive liquids
- SCFM: 5.0 @ 100 PSI
- Max pressure: 150 PSI
- Temperature range: 40°F to 250°F

Boxed Pkg Part No.	Retail Pkg Part No.	Per Card	Description
	s-638	1	1/4" Female x 1/4" Male
	s-638-1	1	1/4" Female x 1/4" Male w/ Gage
638-7			0-160 PSI Gage - 1/8"-27 Male NPT

s-639



s-639

IN-LINE LUBRICATOR

To lubricate pneumatic tools for full protection by accurately metering correct amount of oil

Retail Pkg Part No.	Per Card	Inlet NPT	Product Specs Outlet NPT	Capacity
s-639	1	1/4" Male	1/4" Female	1/2 oz

**MA1425OR • MA1450OR • MA3825OR
MA3835OR • MA3850OR • MA38100OR**

**COBRAFLEX™ PREMIUM
HYBRID PVC AIR HOSE**

- Extreme all-weather flexibility
- Remains flexible from -40°F to 140°F
- Lightweight yet durable
- Resists kinking - lays flat
- 1/4" Solid brass hose ends
- Max working pressure: 300 PSI

Part No.	Hose ID	Length (ft)	NPT
MA1425OR	1/4"	25'	1/4"
MA1450OR		50'	
MA3825OR	3/8"	25'	
MA3835OR		35'	
MA3850OR		50'	
MA38100OR		100'	



BLO-GUNS
100 SERIES

KITS & FAUCETS
200/300 SERIES

TIRE HARDWARE
400/1400 SERIES

s-225 • s-230



NYLON RE-KOIL AIR HOSE KITS

Part No.	s-225
Qty	Description
1	#148 Safety Blo-Gun
1	#715 M-Style® Female Coupler End
1	#727 M-Style® Male Plug
1	#1669 1/4" x 25' Re-Koil Air Hose

Part No.	s-230
Qty	Description
1	#148 Safety Blo-Gun w/ Rubber & Venturi Tip
1	#643 1/4" x 1/4" Hex Coupling
1	#2204-2 Push-to-Connect T-Fitting
1	#1667 1/4" x 12' Re-Koil Air Hose

INFLATOR GAGES
500 SERIES

FITTINGS & HOSES
600/1600 SERIES

BLO-GUNS
100 SERIES

KITS & FAUCETS
200/300 SERIES

TIRE HARDWARE
400/1400 SERIES

INFLATOR GAGES
500 SERIES

FITTINGS & HOSES
600/1600 SERIES

1667 • 1669 • 1670
1674 • 1675



1667
1669
1670
1674
1674-4
1675
1675-4

NYLON RE-KOIL AIR HOSE

Assembled with re-usable, full flow male NPT swivel fittings on both ends to avoid twisting and kinking. Individual display bag packaged. Resists abrasions


- Maximum working pressure: 200 PSI @ 70° F
- Working temperature: -40°F to 180°F (-38°C to 82°C)
- Material: nylon
- Color: yellow

Part #	Hose ID	Length	Swivel Male
1667	1/4"	12'	1/4"
1669		25'	
1669-100		100'	
1670	3/8"	50'	1/4"
1674		25'	3/8"
1674-4			1/4"
1675			3/8"
1675-4		50'	1/4"

Replacement fittings for nylon re-coil hose

Part #	ID	NPT	Type
1669-1	1/4" Male	1/4"	Swivel Hose End
1675-1	3/8" Male	3/8"	
1675-5		1/4"	

1671 • 1672 • 1673



1671-10
1671-20
1671-30
1672-20
1672-30
1673-20
1673-30

POLYURETHANE RE-KOIL AIR HOSE

Most flexible of all re-coil hoses has excellent shape retention. Resists abrasions, corrosive materials, oil & grease. Light & flexible completely assembled with 18" straight hose whip with swivel fittings on both ends. Individual display bag package

- Maximum working pressure: 125 PSI @ 70° F
- Working temperature: -50°F to 180°F (-46°C to 82°C)
- Material: polyurethane
- Color: yellow

Part #	Hose ID	Length	Swivel Male NPT
1671-10	1/4"	10'	1/4"
1671-20		20'	
1671-30		30'	
1672-20	3/8"	20'	3/8"
1672-30		30'	
1673-20		20'	

1654



- 1654-2
- 1654-3
- 1654-4
- 1654-5
- 1654-6
- 1654-7
- 1654-8
- 1654-9
- 1654-12


BRASS HOSE FERRULES

Boxed Pkg Part No.	Bulk Pkg Part No.	Product Specs	
		Fits Hose OD	Size
1654-2	1654-2BK	1/2"	1" x .525" ID
1654-3	1654-3BK	9/16"	1" x .562" ID
1654-4	1654-4BK	19/32"	1" x .593" ID
1654-5	1654-5BK	5/8"	1" x .625" ID
1654-6	1654-6BK	21/32"	1" x .656" ID
1654-7	1654-7BK	11/16"	1" x .687" ID
1654-8	1654-8BK	23/32"	1" x .718" ID
1654-9	1654-9BK	3/4"	1" x .750" ID
1654-12	1654-12BK	7/8"	1" x .900" ID

1626



1626



1626-1
1626-2

HOSE FEMALE CRIMPING TOOL & DIE

This tool makes professional quality hose assembly fast and easy. Crimps ferrules on hose ranging from 1/4" single braid to 3/8" two braid hose. Made of high strength ductile iron casting has 5 hardened steel ribbed dies ready for instant use. Can be bench-mounted or used as a portable tool at the job site

Part #	Description
1626	Ferrule Crimping Tool
1626-1	7/16" Die for Crimping Welding Hose
1626-2	13/16" Die for Crimping 1/2" x 7/8" OD Hose

s-680 • 681



- s-680
- s-680-1
- s-680-2
- s-680-3
- 681
- 681-1

SWIVEL END SNUBBER HOSES

Absorbs shock to air couplers from impact tools and/or air hammers. Snubber hoses are fitted with a full 360° steel swivel fitting for greater flexibility and easier use

- Burst pressure: 800 lbs.
- Maximum working pressure: 200 PSI

Boxed Pkg Part No.	Retail Pkg Part No.	Per Card	Product Specs		360° Swivel Fitting NPT	Brass Fitting
			Hose ID	Length		
	s-680	1	1/4"	30"	Male 1/4"	Female 1/4"
	s-680-1	1		5"		
	s-680-2	1	3/8"	30"		
	s-680-3	1		5"		
681			1/2"	2'	Male 3/8" Non-Swivel	Male 3/8"
681-1					Male 1/2" Non-Swivel	Male 1/2"

BLO-GUNS
100 SERIES

KITS & FAUCETS
200/300 SERIES


TIRE HARDWARE
400/1400 SERIES

INFLATOR GAGES
500 SERIES

FITTINGS & HOSES
600/1600 SERIES

BLO-GUNS
100 SERIES

1623 • 1624



1623-10
1624-10



1623-11
1624-11

REPLACEMENT AIR HOSE ENDS & RESTRICTORS

- Burst pressure: 800 lbs.
- Maximum working pressure: 200 PSI

Part #	Description
1623-10	Male Hose End 1/4" ID x 1/4" MNPT
1623-11	Bend Restrictor for 1/4" OD Hose
1624-10	Male Hose End 3/8" ID x 1/4" MNPT
1624-11	Bend Restrictor for 3/8" OD Hose

KITS & FAUCETS
200/300 SERIES

1628 • 1630 • 1631 • 1632 1633 • 1634 • 1635 • 1636



1628-1
1630
1631
1632
1633
1634
1635
1636

EPDM RUBBER AIR HOSE

Deluxe heavy duty EPDM rubber is designed for tough service station and shop applications. Kink resistant and flexible in extreme temperatures, resists abrasion, weathering and ozone. Assembled with brass fittings, bulk hose comes without fittings in either a dispensing box or handy reel. Individually boxed. Limited oil resistance

- Maximum working pressure: 250 PSI
- Burst pressure: 1000 PSI
- Working temperature: -40°F to 190°F (-38°C to 87°C)
- Material: EPDM rubber tube & cover, spiral synthetic yarn reinforcement
- Color: red

Part #	Hose ID	Length	Assemblies
			Fittings, NPT
1628-1	5/16"	50'	Male 1/4" x Female 1/4" Swivel Barb NPS
1630	1/4"	25'	Male 1/4" Both Ends
1631		50'	
1632	3/8"	25'	Male 3/8" Both Ends
1633		50'	
1634		25'	
1635	1/2"	50'	Male 1/4" Both Ends
1636		25'	
1636-1	1/2"	50'	Male 1/2" Both Ends

TIRE HARDWARE
400/1400 SERIES

INFLATOR GAGES
500 SERIES

1630 • 1632 • 1636



1630-500BK

Part #	Hose ID	Hose OD	Bulk (No Fittings)	
			Length	Packaging
1630-100	1/4"	5/8"	100'	Box
1630-250			250'	Reel
1630-500BK			500'	
1632-100	3/8"	23/32"	100'	Box
1632-200			250'	Reel
1632-500BK			500'	
1636-150			150'	
1636-500BK	1/2"	7/8"	500'	

FITTINGS & HOSES
600/1600 SERIES

1627 • 1629



- 1627-100
- 1627-250
- 1627-500BK
- 1629-100
- 1629-250
- 1629-500BK

PUSH-ON & LOCK ON AIR HOSE

Made of strong, flexible Nitrile with spiral synthetic yarn reinforcement. Resists oil, gasoline, abrasion and ozone. Highly resistant to petroleum based hydraulic oils. No clamps or ferrules needed, just cut hose to desired length and push on fitting. Ideal for automotive paint shop, construction, manufacturing and petrochemical industries. Use with compressed air, water and petroleum based solvents. Fittings are not included with bulk push and lock hose

- Maximum working pressure: 250 PSI
- Burst pressure: 1000 PSI
- Working temperature: -20°F to 210°F (-29°C to 100°C)
- Color: black

Part No.	Hose ID	Hose OD	Length	Packaging
1627-100	1/4"	1/2"	100'	Dispensing Box
1627-250			250'	Handy Reel
1627-500BK			500'	
1629-100	3/8"	5/8"	100'	Dispensing Box
1629-250			250'	Handy Reel
1629-500BK			500'	

**1700 • 1702 • 1703 • 1704
1705 • 1706 • 1740 • 1742**



- 1700
- 1702-4
- 1703-6
- 1704-6
- 1704-8



- 1705-4
- 1705-6



- 1706-4
- 1706-6
- 1707-6



- 1740-4
- 1742-6

PUSH-ON & LOCK ON BRASS HOSE ENDS

Boxed Pkg Part No.	Bulk Pkg Part No.	Retail Pkg Part No.	Per Card	Hose ID	Product Specs	
					NPT	Fitting
1700				1/4"	1/4"	Male Hose End
1702-4	1702-4BK			3/8"		
1703-6				3/8"		
1704-6				1/2"	1/2"	
1704-8				1/2"		
1705-4				1/4"	1/4"	
1705-6				3/8"		
1706-4				1/4"	1/4"	Full Swivel Male Hose End
1706-6		s-1706-6	1	3/8"		
1740-4				1/4"		
1742-6				3/8"	3/8"	Mender

**1642 • 1643
1644 • 1645**



- 1642
- 1643
- 1644
- 1645

PVC AIR HOSE

Lighter in weight than standard air hose. Use with compressed air, water and/or mild chemicals. Resistant to oil, gasoline, abrasion and ozone. Assembled with brass fittings

- Maximum working pressure: 250 PSI
- Working temperature: -10°F to 158°F (-23°C to 70°C)
- Material: thermoplastic PVC blue cover, PVC tube
- Spiral synthetic yarn reinforcement
- Color: blue

Part #	Hose ID	Length	Assemblies	
			Fittings, NPT	
1642	3/8"	25'	Male 1/4" Both Ends	
1642-500BK		500'	Bulk Hose, No Fittings	
1643		50'	Male 1/4" Both Ends	
1644		25'	Male 3/8" Both Ends	
1645		50'		

BLO-GUNS
100 SERIES

KITS & FAUCETS
200/300 SERIES

TIRE HARDWARE
400/1400 SERIES

INFLATOR GAGES
500 SERIES

FITTINGS & HOSES
600/1600 SERIES



700/1700/1800 SERIES

AIR COUPLERS & PLUGS

AIR COUPLERS & PLUGS
700/1700/1800 SERIES



COUPLER/PLUG STYLES

- Milton® offers 11 different automotive & industrial styles
- Most styles are not interchangeable. However, couplers & plugs within the same style, from most manufacturers, will work together
- Milton®'s "Match-Up System" ensures that all couplers and plugs with the same letter code can be used together regardless of thread size
- Milton®'s 3-way couplers (page 55) simplify the process by working with A, M® & T style plugs

MILTON® PLUG IDENTIFIER

M-Style®
Milton/Industrial Interchange

1/4" FLOW SIZE

PAGE 53

V-Style
High Flow/European Interchange

1/4" FLOW SIZE

PAGE 54

A-Style
ARO "210" Interchange

1/4" FLOW SIZE

PAGE 55

NOTE: PLUG PROFILES ARE ACTUAL SIZE

T-Style
Tru-flate/Parker Interchange

1/4" FLOW SIZE

PAGE 56

L-Style
Lincoln Interchange

1/4" FLOW SIZE

PAGE 57

D-Style
Diamond-U Interchange

1/4" FLOW SIZE

PAGE 57

P-Style
Tru-flate/Parker Interchange

3/8" FLOW SIZE

PAGE 58

H-Style
Milton/Industrial Interchange

3/8" FLOW SIZE

PAGE 59

AA-Style
ARO "310" Interchange

3/8" FLOW SIZE

PAGE 59

G-Style (.125)
Tru-flate/Parker Interchange

1/2" FLOW SIZE

PAGE 60

G-Style (.375)
Milton/Industrial Interchange

1/2" FLOW SIZE

PAGE 60

DRIVEWAY SIGNALS
800 SERIES

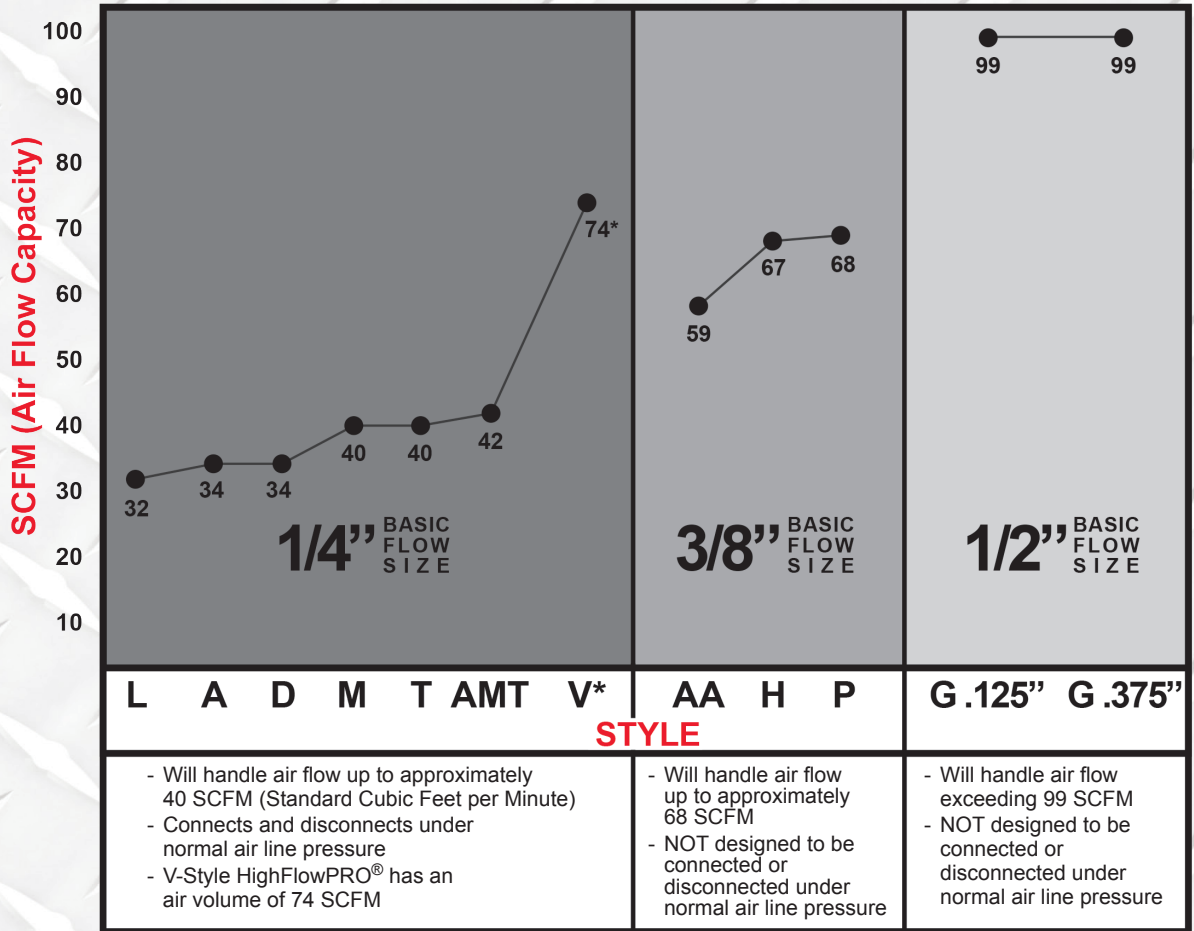
PRESSURE GAGES
900 SERIES

F-R-Ls
1000/1100 SERIES

TEST EQUIPMENT
1200 SERIES

AIR HANDLING CAPACITY

- Basic Flow Size defines the air flow capacity
- Please do not confuse Basic Flow Size with Thread Size
- Thread Size is not directly related to air flow capacity in any way



- Will handle air flow up to approximately 40 SCFM (Standard Cubic Feet per Minute)
- Connects and disconnects under normal air line pressure
- V-Style HighFlowPRO® has an air volume of 74 SCFM

- Will handle air flow up to approximately 68 SCFM
- NOT designed to be connected or disconnected under normal air line pressure

- Will handle air flow exceeding 99 SCFM
- NOT designed to be connected or disconnected under normal air line pressure

*Low Pressure, High Volume

DEFINITION OF TERMS

DRAG GUARD



Protects couplers from accidental disconnection

PUSH-TYPE



Eliminates need to retract coupler sleeve to connect. Convenient and time saving option

PUSH-ON & LOCK

Push cut hose onto hose barb. Locks hose in place. Only for use with Push-On & Lock hose on Page 47

RE-CAP

Recap plugs screw directly onto tire valves to allow for direct coupler connection and faster pressurization

AIR COUPLERS & PLUGS
700/1700/1800 SERIES

DRIVEWAY SIGNALS
800 SERIES

PRESSURE GAGES
900 SERIES

F-R-LS
1000/1100 SERIES

TEST EQUIPMENT
1200 SERIES

Color *fit*[®]

Color Connect System

Clearly distinguish air lines with color

- Easily match plugs to couplers
- Durable steel sleeve design* outlasts the competition
- Proprietary hard anodizing lasts longer
*Patent pending

AIR COUPLERS & PLUGS
700/1700/1800 SERIES

DRIVEWAY SIGNALS
800 SERIES

PRESSURE GAGES
900 SERIES

F-R-Ls
1000/1100 SERIES

TEST EQUIPMENT
1200 SERIES



M-STYLE[®]

Basic Flow Size:	1/4"
NPT:	1/4"
Max Pressure:	300 PSI
Ball Bearing Connection:	4

HIGHFLOW PRO[®]

V-STYLE

70%
MORE
FLOW



Basic Flow Size:	1/4"
NPT:	1/4"
Max Pressure:	300 PSI
Ball Bearing Connection:	6



A-STYLE

Basic Flow Size:	1/4"
NPT:	1/4"
Max Pressure:	300 PSI
Ball Bearing Connection:	4

T-STYLE

Basic Flow Size:	1/4"
NPT:	1/4"
Max Pressure:	300 PSI
Ball Bearing Connection:	4

Colorfit®

Color Connect System



3 PC Kit



5 PC Kit



7 PC Kit



14 PC Kit

	Part No.	Description	Kit Contents			
			Male Coupler	Female Coupler	Male Plug	Female Plug
M-STYLE®	s-303MKIT	3 pc. Milton® ColorFit® M-Style® Couplers & Plugs Kit		1	1	1
	s-305MKIT	5 pc. Milton® ColorFit® M-Style® Couplers & Plugs Kit		1	3	1
	s-307MKIT	7 pc. Milton® ColorFit® M-Style® Couplers & Plugs Kit	1	1	3	2
	s-314MKIT	14 pc. Milton® ColorFit® M-Style® Couplers & Plugs Kit	2	2	6	4
HIGHFLOWPRO®						
V-STYLE	s-303VKIT	3 pc. Milton® ColorFit® HighFlowPRO® V-Style Couplers & Plugs Kit		1	1	1
	s-305VKIT	5 pc. Milton® ColorFit® HighFlowPRO® V-Style Couplers & Plugs Kit		1	3	1
	s-307VKIT	7 pc. Milton® ColorFit® HighFlowPRO® V-Style Couplers & Plugs Kit	1	1	3	2
	s-314VKIT	14 pc. Milton® ColorFit® HighFlowPRO® V-Style Couplers & Plugs Kit	2	2	6	4
A-STYLE	s-303AKIT	3 pc. Milton® ColorFit® A-Style Couplers & Plugs Kit		1	1	1
	s-305AKIT	5 pc. Milton® ColorFit® A-Style Couplers & Plugs Kit		1	3	1
	s-307AKIT	7 pc. Milton® ColorFit® A-Style Couplers & Plugs Kit	1	1	3	2
	s-314AKIT	14 pc. Milton® ColorFit® A-Style Couplers & Plugs Kit	2	2	6	4
T-STYLE	s-303TKIT	3 pc. Milton® ColorFit® T-Style Couplers & Plugs Kit		1	1	1
	s-305TKIT	5 pc. Milton® ColorFit® T-Style Couplers & Plugs Kit		1	3	1
	s-307TKIT	7 pc. Milton® ColorFit® T-Style Couplers & Plugs Kit	1	1	3	2
	s-314TKIT	14 pc. Milton® ColorFit® T-Style Couplers & Plugs Kit	2	2	6	4

	Part No.	Description	Kit Contents			
			Male Coupler	Female Coupler	Male Plug	Female Plug
M-STYLE®	715MC	10 pc. Milton® ColorFit® M-Style® Bulk Female Couplers		10		
	716MC	10 pc. Milton® ColorFit® M-Style® Bulk Male Couplers	10			
	727MC-20	20 pc. Milton® ColorFit® M-Style® Bulk Male Plugs			20	
	728MC-20	20 pc. Milton® ColorFit® M-Style® Bulk Female Plugs				20
HIGHFLOWPRO®						
V-STYLE	764VC	10 pc. Milton® ColorFit® HighFlowPRO® V-Style Bulk Female Couplers		10		
	765VC	10 pc. Milton® ColorFit® HighFlowPRO® V-Style Bulk Male Couplers	10			
	760VC-20	20 pc. Milton® ColorFit® HighFlowPRO® V-Style Bulk Male Plugs			20	
	761VC-20	20 pc. Milton® ColorFit® HighFlowPRO® V-Style Bulk Female Plugs				20
A-STYLE	775AC	10 pc. Milton® ColorFit® A-Style Bulk Female Couplers		10		
	776AC	10 pc. Milton® ColorFit® A-Style Bulk Male Couplers	10			
	777AC-20	20 pc. Milton® ColorFit® A-Style Bulk Male Plugs			20	
	778AC-20	20 pc. Milton® ColorFit® A-Style Bulk Female Plugs				20
T-STYLE	785TC	10 pc. Milton® ColorFit® T-Style Bulk Female Couplers		10		
	786TC	10 pc. Milton® ColorFit® T-Style Bulk Male Couplers	10			
	783TC-20	20 pc. Milton® ColorFit® T-Style Bulk Male Plugs			20	
	784TC-20	20 pc. Milton® ColorFit® T-Style Bulk Female Plugs				20



764VC



728MC-20

PROFESSIONAL SAFETY COUPLERS

- One-push button design - prevents accidental hose release
- Color-coded design to differentiate style
- Rugged zamak body - TPR overmolding for soft feel
- OSHA compliant - required in certain areas and applications



**715SFTY • 716SFTY
718SFTY • 719SFTY**

M-Style® Safety Couplers

Boxed Part No.	Retail Part No.	Per Card	NPT (in)	Product Specs Connection	Feature
715SFTY	s-715SFTY	1	1/4"	Female	Push Button Release
716SFTY	s-716SFTY	1		Male	
718SFTY	s-718SFTY	1	3/8"	Female	
719SFTY	s-719SFTY	1		Male	

**764SFTY • 765SFTY
766SFTY • 767SFTY**

V-Style Safety Couplers

Boxed Part No.	Retail Part No.	Per Card	NPT (in)	Product Specs Connection	Feature
764SFTY	s-764SFTY	1	1/4"	Female	Push Button Release
765SFTY	s-765SFTY	1		Male	
766SFTY	s-766SFTY	1	3/8"	Female	
767SFTY	s-767SFTY	1		Male	

775SFTY • 776SFTY

A-Style Safety Couplers

Boxed Part No.	Retail Part No.	Per Card	NPT (in)	Product Specs Connection	Feature
775SFTY	s-775SFTY	1	1/4"	Female	Push Button Release
776SFTY	s-776SFTY	1		Male	

785SFTY • 786SFTY

T-Style Safety Couplers

Boxed Part No.	Retail Part No.	Per Card	NPT (in)	Product Specs Connection	Feature
785SFTY	s-785SFTY	1	1/4"	Female	Push Button Release
786SFTY	s-786SFTY	1		Male	

**1803SFTY • 1804SFTY
1805SFTY • 1806SFTY**

P-Style Safety Couplers

Boxed Part No.	Retail Part No.	Per Card	NPT (in)	Product Specs Connection	Feature
1803SFTY	s-1803SFTY	1	1/4"	Female	Push Button Release
1804SFTY	s-1804SFTY	1		Male	
1805SFTY	s-1805SFTY	1	3/8"	Female	
1806SFTY	s-1806SFTY	1		Male	

**1833SFTY • 1834SFTY
1835SFTY • 1836SFTY**

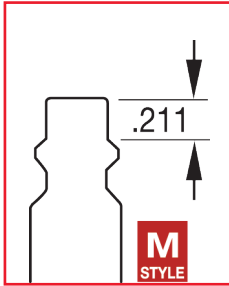
H-Style Safety Couplers

Boxed Part No.	Retail Part No.	Per Card	NPT (in)	Product Specs Connection	Feature
1833SFTY	s-1833SFTY	1	1/4"	Female	Push Button Release
1834SFTY	s-1834SFTY	1		Male	
1835SFTY	s-1835SFTY	1	3/8"	Female	
1836SFTY	s-1836SFTY	1		Male	

1815SFTY • 1816SFTY

G-Style Safety Couplers

Boxed Part No.	Retail Part No.	Per Card	NPT (in)	Product Specs Connection	Feature
1815SFTY	s-1815SFTY	1	1/2"	Female	Push Button Release
1816SFTY	s-1816SFTY	1		Male	



M-STYLE[®] INDUSTRIAL INTERCHANGE

Milton[®] M-Style[®] KWIK-CHANGE[®] couplers and plugs will interchange with all manufacturers who comply with the dimensional requirements of military specification MIL-C-4109, AA-59439 and ISO 6150 B

- 1/4" basic flow size
- M-Style[®] couplers are solid brass
- 3 ball bearing connection
- M-Style[®] plugs are case hardened steel, plated to resist rust
- Maximum inlet pressure: 300 PSI
- Maximum temperature: 250° F
- Air flow: 40 SCFM
- Seals: Buna-N

707 • 713 • 714 • 715 • 716 • 717
718 • 719 • 755 • 756 • 1717

M-Style[®] Couplers


M-STYLE[®] SAFETY COUPLERS AVAILABLE ON PGS. 52 & 61



Boxed Part No.	Bulk Part No.	Retail Part No.	Per Card	NPT (in)	Connection	Product Specs	Sleeve	Feature	
707				1/8"	Female	Solid Brass	Brass		
715	715BK	s-715	1	1/4"	Female				
716	716BK	s-716	1		Male				
718	718BK	s-718	1	3/8"	Female				
719	719BK	s-719	1		Male				
755	755BK	s-755	1	1/4"	Female			Steel	Push Type w/ Drag Guard
756	756BK	s-756	1		Male				
713	713BK				Female				
714	714BK				Male		Brass	Case Hardened Steel Drag Guard	
717	717BK				1/4" ID Hose Barb				
717-6	717-6BK				3/8" ID Hose Barb				
1717-4	1717-4BK			1/4" ID Push-on & Lock			Brass Sleeve		
1717-6	1717-6BK			3/8" ID Push-on & Lock					

726 • 727 • 728 • 729 • 731
732 • 733 • 736 • 768 • 1736

M-Style[®] Plugs



Boxed Part No.	Bulk Part No.	Retail Part No.	Per Card	NPT (in)	Connection	Product Specs	Feature
726				1/8"	Male	Case Hardened Steel	
729					Female		
727	727BK	s-727	2	1/4"	Male		
728	728BK	s-728	2		Female		
731	731BK	s-731	2	3/8" Size	Female		Recap
732	732BK	s-732	2		Female		
733	733BK	s-733	2	3/8"	Male		
736	736BK				1/4" ID Hose Barb		
736-6	736-6BK			3/8" ID Hose Barb			
1736-4	1736-4BK			1/4" ID Push-on & Lock			
1736-6	1736-6BK			3/8" ID Push-on & Lock			


Boxed Part No.	Description
768	Milton [®] Synthetic Replacement Washers*

*(Fits all M-Style[®] Couplers except ColorFit[®] Couplers)

711 • s-210 • s-211 • s-212
s-218 • s-219 • s-221
• s-222 • s-715-4 • s-727-5

M-Style[®] 1/4" Coupler Kits

MORE M-STYLE[®] COUPLER/ PLUG KITS ON PGS. 14 THRU 18



Kit Part No.	Kit includes (qty):				Also includes:
	#715	#716	#727	#728	
711	10		10		
s-711	1		1		
s-210	2		8	2	
s-211	1		3	1	
s-212	1		3	3	
s-218	1		3	1	(1) #99681-4 (pg 40)
s-219			3	1	(1) #99705 (pg 60)
s-221		1	1		(1) #685-4 (pg 41)
s-222	1	1	1	1	(1) #652-1 (pg 39)
s-715-4	4				
s-727-5			5		



WARNING: FOR USE WITH COMPRESSED SHOP AIR ONLY. NOT FOR BREATHABLE AIR USE

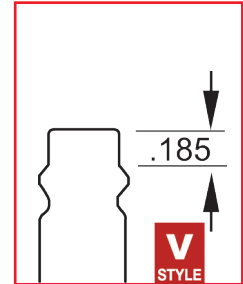
HIGHFLOWPRO®

UP TO 75% MORE FLOW

V-STYLE HIGH FLOW INTERCHANGE

V-Style specifically designed for high volume and HVLP (High Volume Low Pressure) applications

- Provides up to 75% MORE FLOW than standard couplers
- V-Style couplers are push-type for quicker connection
- 6 ball bearing connection
- Maximum inlet pressure: 300 PSI
- 1/4" basic flow size
- Maximum temperature: 250° F
- Air flow: 74 SCFM
- Seals: Buna-N



AIR COUPLERS & PLUGS
700/1700/1800 SERIES


DRIVEWAY SIGNALS
800 SERIES

PRESSURE GAGES
900 SERIES

F-R-Ls
1000/1100 SERIES

TEST EQUIPMENT
1200 SERIES

764 • 765 • 766 • 767



V-Style HIGHFLOWPRO® Couplers

Boxed Part No.	Retail Part No.	Per Card	Product Specs				
			NPT (in)	Connection	Body	Sleeve	Feature
764	s-764	1	1/4"	Female	Solid Brass	Solid Brass	Push-Type
765	s-765	1		Male			
766	s-766	1	3/8"	Female			
767	s-767	1		Male			

NOTE: V-Style couplers will accept M-Style® and A-Style plugs, however to retain maximum flow use V-Style plugs

760 • 761 • 762 • 763



V-Style HIGHFLOWPRO® Plugs - Brass

Boxed Part No.	Retail Part No.	Per Card	NPT (in)	Product Specs	
				Connection	Material
760	s-760	2	1/4"	Male	Solid Brass
761	s-761	2		Female	
762	s-762	2	3/8"	Male	
763	s-763	2		Female	

NOTE: The use of brass plugs with air tools will cause damage and premature wear on the couplers and plugs

760-1 • 761-1 • 762-1 • 763-1




V-Style HIGHFLOWPRO® Plugs - Steel

Boxed Part No.	Retail Part No.	Per Card	NPT (in)	Product Specs	
				Connection	Material
760-1	s-760-1	2	1/4"	Male	Case Hardened Steel
761-1	s-761-1	2		Female	
762-1	s-762-1	2	3/8"	Male	
763-1	s-763-1	2		Female	

NOTE: Steel plugs are highly recommended for use with any type of percussion tool such as impact tools, grinders, polishers, drills, etc.

s-216 • s-217



V-Style HIGHFLOWPRO® 1/4" Coupler Kits

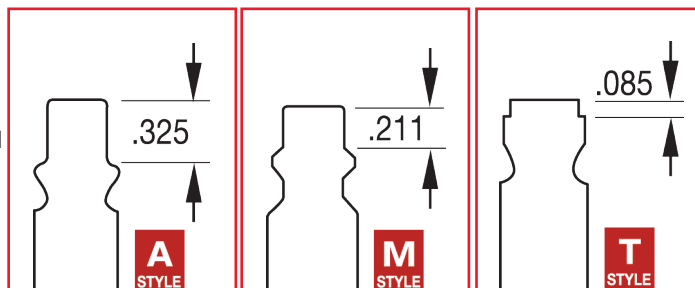
Kit Part No.	Kit includes (qty):		
	#760-1	#761-1	#764
s-216	1		1
s-217	2	2	2



WARNING: FOR USE WITH COMPRESSED SHOP AIR ONLY. NOT FOR BREATHABLE AIR USE

A-M®-T STYLE 3 WAY COUPLERS

- 1/4" basic flow size
- A-M®-T Style are push type with Drag Guard
- 3 ball bearing connection
- Heavy duty brass - rust resistant
- Accepts the 3 most popular 1/4" basic style plugs sold
 - Milton® or industrial style plugs (M-Style®)
 - Aro 210-style plugs (A-Style)
 - Tru-Flate/Parker automotive style plugs (T-Style)
- Air Flow: 42 SCFM



745 • 746

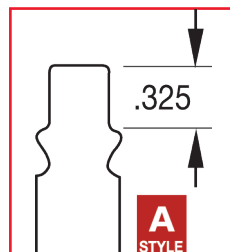


Boxed Part No.	Bulk Part No.	Retail Part No.	Per Card	NPT (in)	Connection	Product Specs		Features	
						Body	Sleeve		
745	745BK	s-745	1	1/4"	Female	Heavy Duty Brass	Heavy Duty Brass	Push-Type	Drag Guard
746	746BK	s-746	1		Male				

A-STYLE ARO "210" INTERCHANGE

- 1/4" basic flow size
- A-Style couplers are push type for quicker connection
- 2 locking rod connection
- A-Style couplers are steel, plated to resist rust
- A-Style plugs are case hardened steel, plated to resist rust

- Maximum inlet pressure: 300 PSI
- Maximum temperature: 250°F
- Air flow: 34 SCFM
- Seals: Buna-N



775 • 776




A-Style Couplers

Boxed Part No.	Bulk Part No.	Retail Part No.	Per Card	NPT (in)	Connection	Product Specs		
						Body	Sleeve	Feature
775	775BK	s-775	1	1/4"	Female	Case Hardened Plated Steel	Case Hardened Plated Steel	Push-Type
776	776BK	s-776	1		Male			
776-4					1/4" ID Hose Barb			
776-6					3/8" ID Hose Barb			

A-STYLE SAFETY COUPLERS AVAILABLE ON PGS. 52 & 61

777 • 778 • 1777



A-Style Plugs

Boxed Part No.	Bulk Part No.	Retail Part No.	Per Card	NPT (in)	Product Specs	
					Connection	Material
777	777BK	s-777	2	1/4"	Male	Case Hardened Plated Steel
778	778BK	s-778	2		Female	
777-4	777-4BK				1/4" ID Hose Barb	
777-6					3/8" ID Hose Barb	
1777-6					3/8" ID Push-on & Lock	

s-772 • s-213 • s-775-4



A-Style 1/4" Coupler Kits

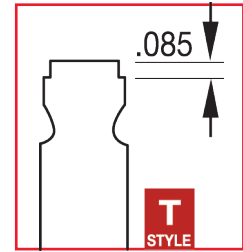
Kit Part No.	Kit includes (qty):		
	#775	#777	#778
s-213	1	3	1
s-772	1	1	
s-775-4	4		




WARNING: FOR USE WITH COMPRESSED SHOP AIR ONLY. NOT FOR BREATHABLE AIR USE

T-STYLE TRU-FLATE/PARKER INTERCHANGE

- 1/4" basic flow size
- T-Style coupler bodies are solid brass
- 3 ball bearing connection
- T-Style plugs are case hardened steel, plated to resist rust
- Maximum inlet pressure: 300 PSI
- Maximum temperature: 250°F
- Air flow: 40 SCFM
- Seals: Buna-N



**785 • 786 • 787
788 • 789 • 1786**



T-Style Couplers


Boxed Part No.	Bulk Part No.	Retail Part No.	Per Card	NPT (in)	Product Specs		
					Connection	Body	Sleeve
785	785BK	s-785	1	1/4"	Female	Solid Brass	Plated Steel
786	786BK	s-786	1		Male		
787	787BK			3/8"	Female		Oversized Sleeve Ring
788					Male		
786-4					1/4" ID Hose Barb	Plated Steel	
786-6					3/8" ID Hose Barb		
1786-4					1/4" ID Push-on & Lock		
1786-6					3/8" ID Push-on & Lock		

Boxed Part No.	Description
768	Milton® Synthetic Replacement Washers*

*(Fits all T-Style Couplers except ColorFit® Couplers)

**T-STYLE SAFETY COUPLERS
AVAILABLE ON PGS. 52 & 61**

779 • 783 • 784 • 1783-6



T-Style Plugs


Boxed Part No.	Bulk Part No.	Retail Part No.	Per Card	NPT (in)	Product Specs Connection	Material
783	783BK	s-783	2	1/4"	Male	Case Hardened Plated Steel
784	784BK	s-784	2		Female	
779				.305-32 Size		
1783-6				3/8"	3/8" ID Push-on & Lock	

s-215 • s-782



T-Style 1/4" Coupler Kits

Kit Part No.	Kit includes (qty):		
	#785	#783	#784
s-215	1	3	1
s-782	1	1	

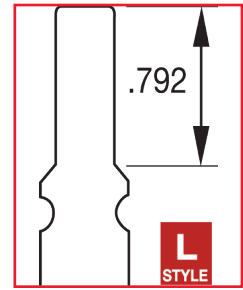


WARNING: FOR USE WITH COMPRESSED SHOP AIR ONLY. NOT FOR BREATHABLE AIR USE


L-STYLE LINCOLN INTERCHANGE

- 1/4" basic flow size
- L-Style couplers are push type for quicker connection
- 3 ball bearing connection
- L-Style couplers are steel, plated to resist rust
- L-Style plugs are case hardened steel, plated to resist rust

- Maximum inlet pressure: 300 PSI
- Maximum temperature: 250°F
- Air flow: 32 SCFM
- Seals: Buna-N




790 • 794



L-Style Couplers

Boxed Part No.	Bulk Part No.	Retail Part No.	Per Card	NPT (in)	Product Specs Connection	Body	Sleeve Release
790	790BK	s-790	1	1/4"	Female	Plated Steel	Push-Type
794		s-794	1		Male		

791 • 792



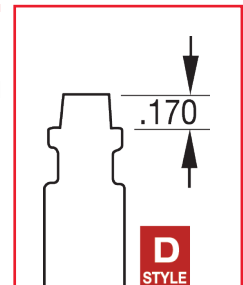
L-Style Plugs

Boxed Part No.	Bulk Part No.	Retail Part No.	Per Card	NPT (in)	Product Specs Connection	Material
791	791BK	s-791	2	1/4"	Male	Case Hardened Plated Steel
792	792BK	s-792	2		Female	

D-STYLE DIAMOND-U INTERCHANGE

- 1/4" basic flow size
- D-Style couplers are steel, plated to resist rust
- 3 ball bearing connection
- D-Style plugs are case hardened steel, plated to resist rust

- Maximum inlet pressure: 300 PSI
- Maximum temperature: 250°F
- Air flow: 34 SCFM
- Seals: Buna-N




795 • 796



D-Style Couplers

Boxed Part No.	NPT (in)	Product Specs Connection	Body
795	1/4"	Female	Plated Steel
796		Male	

797 • 798



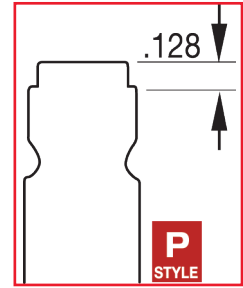
D-Style Plugs

Boxed Part No.	NPT (in)	Product Specs Connection	Material
797	1/4"	Male	Case Hardened Plated Steel
798		Female	


WARNING: FOR USE WITH COMPRESSED SHOP AIR ONLY. NOT FOR BREATHABLE AIR USE

P-STYLE TRU-FLATE/PARKER INTERCHANGE

- 3/8" basic flow size
- P-Style couplers are heavy duty steel
- 8 ball bearing connection
- P-Style plugs are case hardened steel, plated to resist rust
- Also known as "3/8 flow T-Style"
- Maximum inlet pressure: 300 PSI
- Maximum temperature: 250°F
- Air flow: 68 SCFM
- Seals: Buna-N



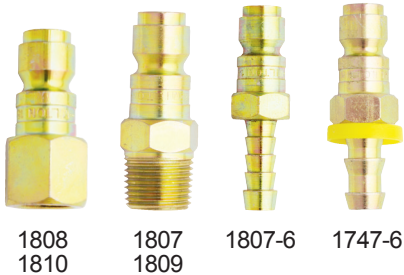
**1746 • 1803 • 1804
1805 • 1806**



P-Style Couplers

Boxed Part No.	Bulk Part No.	Retail Part No.	Per Card	NPT (in)	Product Specs		
					Connection	Body	Sleeve
1803	1803BK	s-1803	1	1/4"	Female	Heavy Duty Plated Steel	Heavy Duty Steel
1804	1804BK	s-1804	1		Male		
1805	1805BK	s-1805	1	3/8"	Female		
1806	1806BK	s1806	1		Male		
1806-6	1806-6BK				3/8" ID Hose Barb		
1746-6	1746-6BK				Push-On & Lock 3/8" ID		

**1747-6 • 1807 • 1808
1809 • 1810**




P-Style Plugs

Boxed Part No.	Bulk Part No.	Retail Part No.	Per Card	NPT (in)	Product Specs	
					Connection	Material
1809	1809BK	s-1809	2	1/4"	Male	Case Hardened Plated Steel
1810	1810BK	s-1810	2		Female	
1807	1807BK	s-1807	2	3/8"	Male	
1808	1808BK	s-1808	2		Female	
1807-6					3/8" ID Hose Barb	
1747-6	1747-6BK				Push-On & Lock 3/8" ID	

**SEE PAGE 47 FOR
PUSH-ON & LOCK HOSE**

s-1802



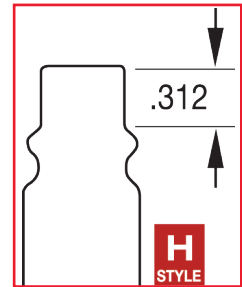
P-Style 3/8" Coupler Kit

Kit Part No.	Kit includes (qty):	
	#1803	#1809
s-1802	1	1


WARNING: FOR USE WITH COMPRESSED SHOP AIR ONLY. NOT FOR BREATHABLE AIR USE

H-STYLE INDUSTRIAL INTERCHANGE

- 3/8" basic flow size
- H-Style couplers are steel plated to resist rust
- 8 ball bearing connection
- H-Style plugs are case hardened steel, plated to resist rust
- Also known as "3/8" flow M-Style®
- Maximum inlet pressure: 300 PSI
- Maximum temperature: 250°F
- Air flow: 67 SCFM
- Seals: Buna-N




**1796 • 1833 • 1834
1835 • 1836**



H-Style Couplers

Boxed Part No.	Bulk Part No.	Retail Part No.	Per Card	NPT (in)	Product Specs Connection	Body
1833	1833BK	s-1833	1	1/4"	Female	Plated Steel
1834	1834BK	s-1834	1		Male	
1835	1835BK	s-1835	1	3/8"	Female	
1836	1836BK	s-1836	1		Male	
1836-6					3/8" ID Hose Barb	
1796-6	1796-6BK				3/8" ID Push-on & Lock Hose Barb	

**1797 • 1837 • 1838
1839 • 1840**



H-Style Plugs

Boxed Part No.	Bulk Part No.	Retail Part No.	Per Card	NPT (in)	Product Specs Connection	Material
1839	1839BK	s-1839	2	1/4"	Male	Case Hardened Plated Steel
1840	1840BK	s-1840	2		Female	
1837	1837BK	s-1837	2	3/8"	Male	
1838	1838BK	s-1838	2		Female	
1837-6	1837-6BK				3/8" ID Hose Barb	
1797-6					3/8" ID Push-on & Lock Hose Barb	

SEE PAGE 47 FOR PUSH-ON & LOCK HOSE

s-223 • s-1835-4

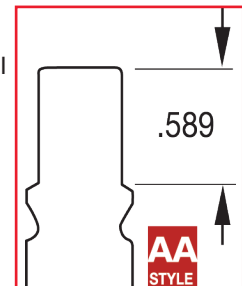


H-Style 3/8" Coupler Kits

Kit Part No.	Kit includes (qty):				
	#1835	#1836	#1837	#1838	#652-4
s-223	1	1	1	1	1
s-1835-4	4				

AA-STYLE ARO "310" INTERCHANGE

- 3/8" basic flow size
- AA-Style couplers are push type
- AA-Style coupler bodies are heavy duty steel
- AA-Style plugs are case hardened steel, plated to resist rust
- Maximum inlet pressure: 300 PSI
- Maximum temperature: 250°F
- Air flow: 59 SCFM
- Seals: Buna-N



1875



AA-Style Couplers

Boxed Part No.	Product Specs			
	NPT (in)	Connection	Body	Feature
1875	3/8"	Female	Heavy Duty Steel	Push Type

1877 • 1878



AA-Style Plugs

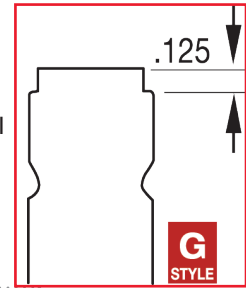
Boxed Part No.	NPT (in)	Product Specs	
		Connection	Body
1877	3/8"	Male	Case Hardened Plated Steel
1878		Female	

WARNING: FOR USE WITH COMPRESSED SHOP AIR ONLY. NOT FOR BREATHABLE AIR USE


G-STYLE TRU-FLATE/PARKER INTERCHANGE

There are two distinct G-Style plug profiles. Although different, both styles fully connect with all G-Style couplers

- 1/2" basic flow size
- G-Style couplers are steel, plated to resist rust
- 8 ball bearing connection
- G-Style plugs are case hardened steel, plated to resist rust
- Also known as "1/2" flow T-Style"
- Maximum inlet pressure: 300 PSI
- Maximum temperature: 250°F
- Air flow: 99 SCFM
- Seals: Buna-N



1813 • 1814 • 1815 • 1816



G-Style Couplers

Boxed Part No.	Bulk Part No.	Retail Part No.	Per Card	NPT (in)	Product Specs Connection	Body
1813				3/8"	Female	Plated Steel
1814					Male	
1815	1815BK	s-1815	1	1/2"	Female	
1816	1816BK	s-1816	1		Male	

1817 • 1818 • 1819 • 1820

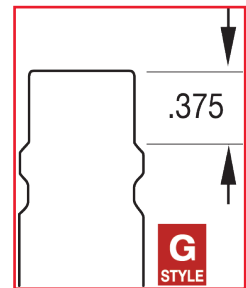


G-Style Plugs

Boxed Part No.	Bulk Part No.	Retail Part No.	Per Card	NPT (in)	Product Specs Connection	Material
1817	1817BK	s-1817	1	1/2"	Male	Zinc Chromate Coated Steel
1818	1818BK	s-1818	1		Female	
1819	1819BK			3/8"	Male	
1820					Female	

G-STYLE INDUSTRIAL INTERCHANGE

- 1/2" basic flow size
- G-Style couplers are steel plated to resist rust
- G-Style plugs are case hardened steel, plated to resist rust
- Also known as "1/2" flow M-Style®"
- Maximum inlet pressure: 300 PSI
- Maximum temperature: 250°F
- Air flow: 99 SCFM
- Seals: Buna-N



**1855 • 1857
1858 • 1859 • 1860**



G-Style Steel Plugs

Boxed Part No.	Bulk Part No.	NPT (in)	Product Specs Connection	Material
1855	1855BK	1/4"	Male	Case Hardened Plated Steel
1859	1859BK	3/8"		
1860			Female	
1857	1857BK	1/2"	Male	
1858	1858BK		Female	

s-224 • s-1815-2



G-Style 1/2" Coupler Kits

Kit Part No.	Kit includes (qty):				
	#1815	#1816	#1857	#1858	#652-8
s-224	1	1	1	1	1
s-1815-2	2				



WARNING: FOR USE WITH COMPRESSED SHOP AIR ONLY. NOT FOR BREATHABLE AIR USE

STRAIGHT THRU COUPLERS & PLUGS

Application: high pressure washers & industrial carpet cleaning

- **Warning: Straight thru couplers are not to be used in hydraulic applications**
- Straight thru couplers are brass with stainless steel balls and spring
- 1/4" couplers - 6 ball bearing connection
- 3/8" couplers - 8 ball bearing connection
- Straight thru plugs are case hardened steel, plated to resist rust
- Compatible with other major manufacturers of straight thru couplers

1761 • 1762 • 1765 • 1766



1761 1762 1765 1766

Straight Thru Couplers

Boxed Pkg		Bulk Pkg		NPT (in)	Product Specs		Maximum Air Pressure
Part No.	Qty	Part No.	Qty		Connection	Body	
1761	10	1761BK	50	1/4"	Female	Solid Brass, Stainless Steel Balls and Spring	5200 PSI
1762	10				Male		
1765	10	1765BK	50	3/8"	Female		2700 PSI
1766	10				Male		

1763 • 1764 • 1767 • 1768



1763 1764 1767 1768

Straight Thru Plugs

Boxed Pkg		Bulk Pkg		NPT (in)	Product Specs		Maximum Air Pressure
Part No.	Qty	Part No.	Qty		Connection	Body	
1763	10			1/4"	Male	Case Hardened Plated Steel	5200 PSI
1764	10	1764BK	50		Female		
1767	10	1767BK	50	3/8"	Male		2700 PSI
1768	10				Female		

**s-99705 • s-99706
s-99773 • s-99774
s-99787 • s-99788**



s-99705 s-99773 s-99787
s-99706 s-99774 s-99788

PUSH BUTTON SAFETY COUPLERS

- 1/4" basic flow size
- Push button design - press once to stop airflow, press again to release plug from coupler
- Max air flow: 36 SCFM
- Easy to identify style with color coded push buttons

M-Style® Safety Couplers

Retail Pkg Part No.	Per Card	NPT	Product Specs	
			Connection	Body
s-99705	1	1/4"	Female	Impact Resistant Composite
s-99706	1		Male	

A-Style Safety Couplers

Retail Pkg Part No.	Per Card	NPT	Product Specs	
			Connection	Body
s-99773	1	1/4"	Female	Impact Resistant Composite
s-99774	1		Male	

T-Style Safety Couplers

Retail Pkg Part No.	Per Card	NPT	Product Specs	
			Connection	Body
s-99787	1	1/4"	Female	Impact Resistant Composite
s-99788	1		Male	

WARNING: FOR USE WITH COMPRESSED SHOP AIR ONLY. NOT FOR BREATHABLE AIR USE


TWIST-LOCK UNIVERSAL COUPLERS

- **Warning:** Twist lock couplers are not for steam or hydraulic applications
- Twist lock couplers are made from malleable iron
- Commonly referred to as “Crowfoot”, “Claw” type or “Chicago” couplers
- Milton® twist lock couplers come complete with safety clip and lanyard
- Maximum working pressure: 150 PSI
- Maximum temperature: 160°F
- 1860 series Universal/Chicago style coupler 1/4” to 1” couplings can be used with each other. 1 1/4”, 1 1/2” and 2” cannot be used with the smaller sizes
- Application: Construction, highway maintenance, mobile compressors, mining, agriculture

1862 • 1863 • 1864



1862
1862-4
1862-6
1862-8



1862-10
1862-12
1862-14



1863
1863-2
1863-4
1863-6
1863-8



1864
1864-2
1864-4
1864-6
1864-8



1864-10
1864-12
1864-14

Boxed Part No.	NPT (in)	Product Specs		Number of Claws
		Connection	Body	
1862-4	3/8"	Hose Barb (Hose ID)	Malleable Iron	2
1862-6	1/2"			
1862-8	3/4"			
1862	1"			4
1862-10	1 1/4"			
1862-12	1 1/2"			
1862-14	2"			

Boxed Part No.	NPT (in)	Connection	Body	Number of Claws
1863-2	1/4"	Male NPT	Malleable Iron	2
1863-4	3/8"			
1863-6	1/2"			
1863-8	3/4"			
1863	1"			

Boxed Part No.	NPT (in)	Connection	Body	Number of Claws
1864-2	1/4"	Female NPT	Malleable Iron	2
1864-4	3/8"			
1864-6	1/2"			
1864-8	3/4"			4
1864	1"			
1864-10	1 1/4"			
1864-12	1 1/2"			
1864-14	2"			

1865

REPLACEMENT PARTS

Boxed Part No.	For use with:	Description	Fits Sizes
1865-1	Twist Lock Universal Couplers	Safety Clip	
1865-2		Lanyard	
1865-3		Rubber Replacement	1/4" to 1"
1865-4		Grommet	1 1/4" to 2"



1865-2



1865-1



1865-3
1865-4

WARNING: FOR USE WITH COMPRESSED SHOP AIR ONLY. NOT FOR BREATHABLE AIR USE

805 KIT



DRIVEWAY SIGNAL KIT

- Kit comes complete with everything you will need to set up a driveway signal in your place of business
- Perfect for use at service stations, drive up windows at banks or restaurants, or any other applications where an attendant must be alerted
- Operates up to 300' of signal hose
- Driveway signal comes with 6' power cord length

Part No.	805 KIT
Qty	Description
1	#805 Driveway Signal Bell
1	#838 3/8" x 50' Rubber Hose End
1	#807 End Plug

802 • 805



DRIVEWAY SIGNALS

Completely self contained unit is easy to install and use; just plug into any 110 volt electric outlet. Offers instant signal every time, operating with up to 300 feet of signal hose. For use at service stations, bank or restaurant drive up windows, or any drive up application where an attendant needs to be alerted

Part No.	Description	Features
802	Driveway Signal Chime	<ul style="list-style-type: none"> • 6 1/4" Long x 3" High x 1 3/4" Deep • Power Cord Length: 6 ft.
805	Driveway Signal Bell	<ul style="list-style-type: none"> • 6" Diameter • Power Cord Length: 6 ft.

825 • 827



REMOTE CONTROL AIR SWITCH SIGNAL BELL-CHIME

Deluxe terminal box construction assures maximum sensitivity with long term performance. Weatherproof for use inside and outside. Easy connections with Barrier terminal strip and conduit openings for versatility in installation

Part No.	Description	Features
825	Remote Control Air Switch	<ul style="list-style-type: none"> • RC Air Switches are not Wireless • Use with any Voltage from 6V to 220V, 10 Amp Max • Conduit Type Box Construction for Wall or Conduit Mounting • Burn Out Proof Coil Assures Long Service
827	Remote Control Signal Bell	<ul style="list-style-type: none"> • 110V - Requires Air Switch #825 • Key Slot Opening in Back for Easy Installation • Tone is Clear and Melodious • Burn Out Proof Coil Assures Long Service

819 • 838 • 839 • 807



DRIVEWAY SIGNAL ACCESSORIES

Part No.	Description	Features
819	Hose Anchor	Holds Down Hose, or Bridge Between Two Lengths of Hose
838	Deluxe Driveway Signal Hose	3/8" ID X 50' SBR Rubber Hose
839	Deluxe Driveway Signal Hose	3/8" ID X 300' SBR Rubber Hose
807	Signal Bell Hose End Plug	Replacement Plug for End of Signal Hose

AIR COUPLERS & PLUGS
700/1700/1800 SERIES

DRIVEWAY SIGNALS
800 SERIES

PRESSURE GAGES
900 SERIES

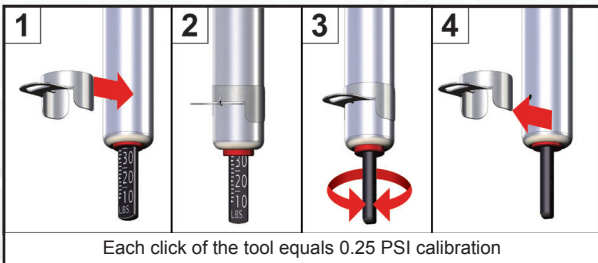
F-R-LS
1000/1100 SERIES

TEST EQUIPMENT
1200 SERIES

900 SERIES

PRESSURE GAGES

s-976C • s-976CKB • s-982C
s-982CKB • s-986C • s-986CKB
s-986CBNT • s-986CBNTKB



(ring not included)

Calibration tool hole

Brass tubular body

2-sided, black anodized aluminum indicator bar:

10-160 PSI
or

80-1100 kPa / 0.8-11.0 Bar

Extended reach chuck

Hang hook

s-976C shown

FIELD RE-CALIBRATABLE SERVICE GAGES

Exclusive Quick Click™ system provides dial-in accuracy

- Provide accurate, long life, trouble-free performance
- Nickel plated brass tubular body and 2-sided aluminum indicator bars
- 2 sides of indicator bar in PSI
- Calibrated in three ranges before leaving the factory
- Hang loop included
- s-986CBNT - 10° bend in neck for ease of access

PSI	s-976C	s-982C	s-986C	s-986CBNT
kPa/Bar	s-976CKB	s-982CKB	s-986CKB	s-986CBNTKB
Standard Dual Head	Large Bore Dual Head	Dual Head Straight Foot	Dual Head Straight Foot 10° Bend	

EX516DIG

EXELAIR™ HEAVY DUTY DIGITAL TIRE GAUGE

- 360° swivel dual head, straight foot chuck
- Pressure range: 5-100 PSI (measures PSI, kPa and Bar)
- Backlit digital display w/ auto shutoff
- Metal body for durability
- Slip resistant rubber grip
- Built in LED flashlight
- Batteries included

Retail Pkg Part No.	Per Card	Chuck Style	Product Specs		
			PSI	kPa	Bar
EX516DIG	1	Dual Head Straight Foot	5-100	1-7	35-800



AIR COUPLERS & PLUGS
700/1700/1800 SERIES

DRIVEWAY SIGNALS
800 SERIES

PRESSURE GAGES
900 SERIES

F-R-Ls
1000/1100 SERIES

TEST EQUIPMENT
1200 SERIES

PENCIL TYPE TIRE PRESSURE GAGES

- USA made consumer tire gages
- Includes strong flexible white NYLON INDICATOR BAR to provide long, trouble-free life with the same certified accuracy associated with all Milton® tire gages
- Always check tire pressure when tires are cold

911 • 914



PLASTIC PRESSURE GAGES

- Body molded of rugged Delrin material

Bulk Part No.	Retail Part No.	Per Card	Pressure Range		Chuck Style	Feature/Applications
			PSI	Increments		
911BK	s-911	1	5 to 50	1 PSI	Single, Angled	Passenger Cars
914BK	s-914	1	20 to 120	2 PSI		Trucks, RVs, Bicycles


**917 • 920 • 921 • 923
925 • 927 • 928 • 929**



NICKEL PLATED BRASS PRESSURE GAGES

Bulk Part No.	Retail Part No.	Per Card	Pressure Range		Chuck Style	Feature/Applications
			PSI	Increments		
917BK	s-917	1	2 to 20 (20 to 140)	1 PSI (10 kPa)	Single, Angled w/ Deflator Pin	Low Pressure ATVs, Golf Carts & Air Springs
920BK	s-920	1	10 to 70 (60 to 500)	2 PSI (20 kPa)		Higher Pressure Automobiles Built-in Tire Tread Depth Gage
921BK	s-921	1	5 to 50 (40 to 350)	1 PSI (10 kPa)	Straight	Passenger Cars
923BK	s-923	1	5 to 50 (40 to 350)			
925BK	s-925	1	2 to 120 (120 to 820)	2 PSI (20 kPa)	Single, Angled w/ Deflator Pin	Trucks, RVs & Bicycles
927BK	s-927	1	2 to 120 (120 to 820)		Dual Head	Trucks
928BK	s-928	1	5 to 50 (40 to 350)	1 PSI (10 kPa)	Single, Angled w/ Deflator Pin	Air/Water Filled Tractors
929BK	s-929	1	2 to 120 (120 to 820)	2 PSI (20 kPa)	Dual Head, Straight Foot	Trucks

**s-931 • s-932
s-933 • s-934**



DIAL TYPE TIRE GAGES

- Internal diaphragm construction for greater durability
- 45° single chuck with deflator valve
- Durable rubber boot

Retail Part No.	Per Card	PSI		kPa		Tire Tread Depth Gage
		Range	Increments	Range	Increments	
s-931	1	0 to 15	1 PSI	0 to 100	2 kPa	No
s-932	1	0 to 60	2 PSI	0 to 400	20 kPa	
s-933	1	0 to 160	1 PSI	0 to 1100	20 kPa	
s-934	1	0 to 120	2 PSI	0 to 800	20 kPa	YES

AIR COUPLERS & PLUGS
700/1700/1800 SERIES

DRIVEWAY SIGNALS
800 SERIES

PRESSURE GAGES
900 SERIES

F-R-Ls
1000/1100 SERIES

TEST EQUIPMENT
1200 SERIES

s-935 • s-936



EXTENDED REACH DIAL TYPE TIRE GAGES

Internal diaphragm construction for greater durability

- 12" length extended reach hose
- Dual head chuck w/ deflator valve
- Durable rubber boot

Retail Part No.	Per Card	PSI		kPa		Tire Tread Depth Gage
		Range	Increments	Range	Increments	
s-935	1	0 to 60	2 PSI	0 to 400	20 kPa	No
s-936	1	0 to 160	5 PSI	0 to 1100	20 kPa	

951 • 956



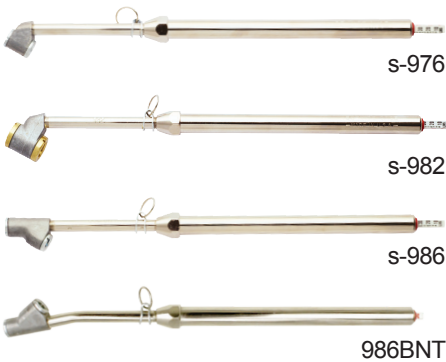
HEAVY DUTY EXTENDED REACH DIAL TYPE TIRE GAGES

9" extension with straight large bore chuck comes with cushioned grip

- Internal diaphragm construction for greater durability
- Durable rubber boot

Retail Part No.	Per Card	Chuck Type	Hose Length	Overall Extended Length	PSI		kPa	
					Range	Increments	Range	Increments
951	1	12" Dual Head, Straight Foot	10.5"	22.5"	0 to 160	5 PSI	0 to 1100	20 kPa
956	1	9" Straight Large Bore		14"				

s-976 • s-982 • s-986



SERVICE GAGES

Provide accurate, long life, trouble-free performance

- Nickel plated brass tubular body and 4-sided nylon indicator bars
- 2 sides of indicator bar in PSI, 2 sides in kPa
- 10-160 PSI (2 lb increments) / 80-1100 kPa (20 kPa increments)
- Calibrated in three ranges before leaving factory
- Hang loop included
- 986BNT - 10° bend in neck for ease of access for dualies

Bulk Part No.	Retail Part No.	Per Card	Chuck Style	Overall Length
	s-976	1	Standard Dual Head	12-3/4"
	s-982	1	Large Bore Dual Head	13 1/4"
	s-986	1	Dual Head Straight Foot	13"
986BNT	s-986BNT	1		

s-99900



DIGITAL READ TIRE PRESSURE GAGE

Automatic shut off - highly accurate

- Consistent repeatability
- Durable construction

Retail Part No.	Per Card	Pressure Range			CR2032 Battery
		PSI	kPa	Bar	
s-99900	1	2 to 99	15 to 700	0.15 to 7.0	Included

Filter/Regulator & Lubrication Systems... A simple guide.

What are they? Where are they installed? Why would you spend the \$ to buy them?

First off, air leaving a compressor is hot, dirty and wet ... All elements that can damage and WILL shorten the life of expensive equipment and tools. That is why it is essential to protect your investments. Let's talk FILTERS first- Water vapor is the MORTAL enemy within a pneumatic system. The airline filter cleans this compressed air in two important stages:

First Stage - Air entering the filter is directed downward and with the resulting vortex action, liquids and particles are forced to the bowl wall and then extracted.

Second Stage - Air Flows inward through the filter element where additional contaminants (as small as 4 microns) are removed with little pressure loss.



PRESSURE REGULATOR component. These reduce as well as control the air pressure in compressed air systems....maintaining an optimal and constant output pressure no matter the input pressure variations. Some of the applications include air tools, blow guns and aerosol lubrication systems.



Why is this important?

- 1) Allows for precise downstream pressure control.
- 2) Built-In safety piston diaphragm assembly automatically vents excess air in the event the downstream pressure exceeds the desired regulator setting.

This prevents excessive pressure from reaching your tools. Excessive pressure causes tools and seals to overwork which can cause over-speeding of the tools' internal mechanisms. Both will decrease the life of your tools.

LUBRICATION element. Truly a key factor in ensuring consistent operation of the tools. It adds a set quantity of oil into the compressed air system reducing moving component friction. How? Pressurized air is introduced and guided through the body where it turns into a smooth aerosol providing the needed lubrication to the working tools. This is critical to air tool life extension.



AIR COUPLERS & PLUGS
700/1700/1800 SERIES

DRIVEWAY SIGNALS
800 SERIES

PRESSURE GAGES
900 SERIES

F-R-Ls
1000/1100 SERIES

TEST EQUIPMENT
1200 SERIES

AIR COUPLERS & PLUGS
700/1700/1800 SERIES

DRIVEWAY SIGNALS
800 SERIES

PRESSURE GAGES
900 SERIES

F-R-Ls
1000/1100 SERIES

TEST EQUIPMENT
1200 SERIES

Additional Value-Add FRL Options

The Piggyback Regulator and Filter System

All in one. Modular Design provides extra space while reducing the overall weight load and saving time.



Coalescing Filter System

Designed for applications that require air free of oil, water and foreign particles. It is best to locate these as close as possible to the actual tool. This is recommended for precision tools and actuators.

Desiccant Dryer System

Primarily for more heavy duty operations where any amount of moisture may cause an issue, or operations where extremely dry air is necessary.

More commonly found in a wide range of industrial and commercial facilities.

Desiccant dryers are placed after both Micro Filters and Coalescing filters, in order to allow the desiccant pellets to absorb effectively.

Note - These cannot be used with a lubricating system. Perfect for spray painting applications, or applications where small amounts of moisture may cause issues.



FRL Fun Facts

Air Compressor Compatibility: Big or small, our FRL systems will work with whatever pressure your air compressor provides.

Component Size

Mini - To be used closer to machinery or tool/application

Standard - For traditional use in home garage, small workshop or DIY application.

Heavy Duty - High flow system that is placed closer to compressor... for larger shop applications

SCFM - Standard Cubic Feet Per Minute

Regarding your FRL selection, SCFM only matters when it comes to the application. The SCFM rating of your air compressor is only the speed at which air enters a storage tank. Most pneumatic tools use air much faster than most air compressors can produce it.

EXAMPLE:

- Actual air tool usage is 4 to 5 times the “average SCFM rating” because you aren’t using a tool all the time. However, to get the most out of the tools, it’s best to have the air system capability CFM higher than the tools you plan to use. For example a ½” impact wrench can use as much as 35 SCFM, so make sure all the components upstream of that tool flow an amount of air greater than the tool. 2x if you plan to run two tools.
- 140 CFM (Auto shop, large workshop or an area that utilizes multiple locations)
- 247 CFM (Auto shop, large workshop or an area that utilizes multiple locations)

Applications

- **Filter** - Critical for every application to ensure the elimination of water and particulates from your airline, machinery and tools
- **Pressure Regulator** - The pressure regulator provides uniform controlled pressure to the system and ultimately the tools. The pressure in the air compressor tank rises and falls with usage and pump cycling. The air pressure regulator isolates the system from this and delivers air at a consistent pressure.
- **Lubricator** - In-line lubrication takes the human element out of lubricating air tools. The tool is automatically lubricated to ensure long life from the tool. Lubricated air lines and hoses should be segregated to prevent cross contamination. General use air lines, for inflation, cleaning or painting should never have in-line lubrication.



AIR COUPLERS & PLUGS
700/1700/1800 SERIES

DRIVEWAY SIGNALS
800 SERIES

PRESSURE GAGES
900 SERIES

F-R-Ls
1000/1100 SERIES

TEST EQUIPMENT
1200 SERIES



1000/1100 SERIES

TOOL & COMPRESSOR OILS, MINI F-R-Ls, FILTERS, REGULATORS, LUBRICATORS, COMPRESSOR ACCESSORIES

AIR COUPLERS & PLUGS
700/1700/1800 SERIES

DRIVEWAY SIGNALS
800 SERIES

PRESSURE GAGES
900 SERIES

F-R-Ls
1000/1100 SERIES

TEST EQUIPMENT
1200 SERIES

MICRO FILTERS

- All filters supplied with pre-assembled automatic overnight drains
- 3 stage baffle system for exceptional moisture removal
- 40 micron bronze sintered elements allow less pressure drop, longer cleaning intervals, and are cleanable
- Light weight aluminum die-cast housing
- Micro filters remove harmful oil-water condensate, pipe scale, dirt and rust from compressed air systems
- Install micro filters upstream from regulators to protect against valve and diaphragm failure
- Micro filters are used as pre-filters to coalescing filters to insure high efficiency and long element life in applications such as spray painting, instrumentation and pharmaceuticals

s-1144 • 1144M • 1144-2



MINI FILTERS

Ideal for use in compact low air flow applications such as small pneumatic equipment, miniature valving and instruments

Part Number	1144-2	1144M	s-1144
NPT	1/8"		1/4"
Bowl Type	Metal Bowl		Poly Bowl
Bowl Capacity	1 oz		
Maximum Air Pressure	250 PSI	150 PSI	
Maximum Air Flow	27 SCFM		
Operating Temp Range	40°F to 160°F	40°F to 120°F	
Included Filter	20 Micron Bronze Sintered		
Replacement Filters	See Page 65		
Sight Glass	No	N/A	
Drain Type	Manual Petcock	Overnight	
Mounting Bracket	Not Included		

1018 • 1019 • 1020



POLYCARBONATE BOWL W/ METAL BOWL GUARD

Part Number	1018	1019	1020
NPT	1/4"	3/8"	1/2"
Bowl Type	Polycarbonate Bowl		
Bowl Capacity	5 oz		
Maximum Air Pressure	150 PSI		
Maximum Air Flow	48 SCFM	75 SCFM	100 SCFM
Operating Temp Range	40°F to 125°F		
Included Filter	20 Micron Bronze Sintered		
Sight Glass	N/A		
Drain Type	Auto Overnight		

1018-6 • 1019-6
1020-6 • 1120-6



HEAVY DUTY METAL BOWL FILTERS W/ SIGHT GLASS

Part Number	1018-6	1019-6	1020-6	1120-6
NPT	1/4"	3/8"	1/2"	
Bowl Type	Metal Bowl			
Bowl Capacity	6 oz			9 oz
Maximum Air Pressure	250 PSI			
Maximum Air Flow	48 SCFM	75 SCFM	100 SCFM	115 SCFM
Operating Temp Range	40°F to 160°F			
Included Filter	40 Micron Bronze Sintered			
Sight Glass	YES			
Drain Type	Auto Overnight			


s-1118-3 • 1118-2
1118-1 • 1120-1 • 1144-1



REPLACEMENT FILTERS

Part #	Microns	For Use With
s-1118-3	5	Ultra Fine - Traps Fine Particulate - 5 or 6 oz Bowls
1118-2	5	Extra Fine - 1/4", 3/8" & 1/2" Filters - 5 or 6 oz Bowls
1118-1	40	1/4", 3/8" & 1/2" Filters - 5 or 6 oz Bowls
1120-1	40	1/2" Filters - 9 oz Bowls
1144-1	20	Mini Filters

**1018-8 • 1019-8
1020-8 • 1120-8**



HEAVY DUTY METAL BOWL FILTERS

Part Number	1018-8	1019-8	1020-8	1120-8
NPT	1/4"	3/8"	1/2"	
Bowl Type	Metal Bowl			
Bowl Capacity	6 oz		9 oz	
Maximum Air Pressure	250 PSI			
Maximum Air Flow	48 SCFM	75 SCFM	100 SCFM	115 SCFM
Operating Temp Range	40°F to 160°F			
Included Filter	40 Micron Bronze Sintered			
Sight Glass	No			
Drain Type	Auto Overnight			

Part #	Description
s-1163-1	Wall Mounting Bracket for Standard Filters & Lubricators

MICRO FILTERS


1022-8 • 1022-10 • 1122-8



HEAVY DUTY METAL BOWL FILTERS

Part Number	1022-8	1022-10	1122-8
NPT	3/4"		1"
Bowl Type	Metal Bowl		
Bowl Capacity	10 oz	20 oz	29 oz
Maximum Air Pressure	250 PSI		
Maximum Air Flow	230 SCFM	245 SCFM	300 SCFM
Operating Temp Range	40°F to 160°F		
Included Filter	40 Micron Bronze Sintered		
Sight Glass	YES	No	
Drain Type	Auto Overnight		

**1035 • 1036 • 1037
1038 • 1037-8**



COALESCING FILTERS

Perfect for spray painting applications that require air free of oil and all foreign particles
.03 SUB-MICRON = 99.97 EFFICIENCY

Part Number	1035	1036	1037	1037-8
NPT	1/4"	3/8"	1/2"	3/4"
Bowl Type	Metal Bowl			
Bowl Capacity	6 oz			10 oz
Maximum Air Pressure	250 PSI			
Maximum Air Flow	24 SCFM	37 SCFM		60 SCFM
Operating Temp Range	40°F to 160°F			
Included Filter	40 Micron			
Sight Glass	No			YES
Drain Type	Auto Overnight			

1168



INTERNAL FLOAT DRAIN

- For self-contained automatic discharge of water and contaminants from compressed air line
- Fits all sizes of Milton® filters, except for mini filters
- To use, replace where overnight drain is positioned

Part #	Description
1168	Internal Float Drain for All Filters

AIR COUPLERS & PLUGS
700/1700/1800 SERIES

DRIVEWAY SIGNALS
800 SERIES

PRESSURE GAGES
900 SERIES

F-R-Ls
1000/1100 SERIES

TEST EQUIPMENT
1200 SERIES

1000/1100 SERIES

TOOL & COMPRESSOR OILS, MINI F-R-Ls, FILTERS, REGULATORS, LUBRICATORS, COMPRESSOR ACCESSORIES

AIR COUPLERS & PLUGS
700/1700/1800 SERIES

DRIVEWAY SIGNALS
800 SERIES

PRESSURE GAGES
900 SERIES

F-R-Ls
1000/1100 SERIES

TEST EQUIPMENT
1200 SERIES

PRECISION REGULATORS

- Fully adjustable pressure
- Prevents overdriving tools
- Dial Gauge and mounting brackets sold separately

s-1146 • s-1145 • 1145-2



MINI REGULATORS

- Low Pressure Regulators - Ideal for air flow applications that call for a compact unit where precise regulation is required
- Heavy Duty Regulators - Ideal for air flow applications that call for a compact unit, such as small pneumatic equipment, miniature valves and instrumentation
- Gage not included, but available as an accessory (see page 73 for gages)

Part Number	s-1146	1145-2	1145BK/s-1145
NPT	1/4"	1/8"	1/4"
Type	Low Pressure	Heavy Duty	
Relieving Model	3-60 PSI	5-125 PSI	
Maximum Pressure	250 PSI		
Operating Temps	40°F to 120°F		
Maximum Air Flow	25 SCFM		
Body Material	Zinc	Glass Filled Nylon	
Dial Gauge	1/8" Center Mount Port (Sold Separately)		
Mounting Bracket	Not Included		

Part #	Description
1145-1	Mini Regulator Repair Kit for 1145-2 and s-1145

1113 • 1114 • 1115



STANDARD REGULATORS

The Milton® heavy duty and mid-size RELIEVING TYPE regulators offer stable down stream air pressure over a wide range of air flows with accurate control, fast response and minimal pressure drop. Offset 1/4" gage ports can also serve as two 1/4" supply lines, allowing up to three regulated full flow out ports. Gage not included, but available as an accessory

- Inlet pressure: 250 PSI
- Operating temperature: 40°F to 120°F
- Aluminum die-cast body
- Buna-N diaphragm and O-rings
- Balanced piston, molded rubber seat
- Gage port: 1/4" NPT

Part Number	1113	1114	1115
NPT	1/4"	3/8"	1/2"
Type	Standard		
Relieving Model	5-125 PSI		
Maximum Pressure	250 PSI		
Operating Temps	40°F to 120°F		
Maximum Air Flow	50 SCFM	80 SCFM	100 SCFM
Body Material	Die-Cast		
Dial Gauge	1/4" Center Mount Port*		

* can also serve as two 1/4" supply lines

1113-8 • 1114-8 • 1115-8



HIGH PRESSURE REGULATORS

Part Number	1113-8	1114-8	1115-8
NPT	1/4"	3/8"	1/2"
Type	Hi-Pressure		
Relieving Model	10-250 PSI		
Maximum Pressure	250 PSI		
Operating Temps	40°F to 120°F		
Maximum Air Flow	50 SCFM	80 SCFM	100 SCFM
Body Material	Die-Cast		
Dial Gauge	1/4" Center Mount Port*		

* can also serve as two 1/4" supply lines

**1026 • 1027
1026-8 • 1027-8**



1026
1027
1026-8
1027-8

HEAVY DUTY REGULATORS

Part Number	1026	1027	1026-8	1027-8
NPT	3/4"	1"	3/4"	1"
Type	Standard		Hi-Pressure	
Relieving Model	5-125 PSI		10-250 PSI	
Maximum Pressure	250 PSI			
Operating Temps	40°F to 120°F			
Maximum Air Flow	220 SCFM	250 SCFM	220 SCFM	250 SCFM
Body Material	Die-Cast			
Dial Gauge	1/4" Center Mount Port (Can Also Serve As Two 1/4" Supply Lines)			

Part #	Description
1163	Wall Mounting Bracket for Standard Regulators & Piggybacks

**1188 • 1189 • 1190 • 1191
1192 • 1193 • 1194 • 1195**




1188 1189 1190 1191
1192 1193 1194 1195

PRESSURE GAGES

- High-quality gages - for use with compressors, regulators, air lines pneumatic tools & equipment
- Resistant to heat, corrosion, water, salt water and oil
- Can be used in steam applications if less than 120°F
- Brass mechanism, ABS case, polycarbonate lens
- Maximum working pressure: limited to 75% of dial gage range

Retail Pkg Part No.	Per Card	NPT	Mount	PSI Range	Operating Temp	Face Size
1188	1	1/8"	Mini Center Back	0-60 PSI	-13°F to 120°F	1 1/2"
1189	1			0-160 PSI		
1190	1			0-60 PSI		
1191	1	1/4"	Center Back	0-160 PSI		2"
1192	1			0-300 PSI		
1193	1			0-60 PSI		
1194	1	Bottom	Bottom	0-160 PSI		
1195	1			0-300 PSI		


1160 • s-1163-22



MINI WALL MOUNTING BRACKETS

Part #	Bracket Type	For Use With		
1160	Mini Regulators & Piggybacks, Wall Type	s-1142 1145BK/s-1145	1142-1 s-1145-2	1142-2 s-1146
s-1163-22	Mini Filters & Lubricators, Wall Type	s-1144 s-1150	1144-2 1150-1	1144M 1150M

**1160 • 1163 • s-1163-1
s-1163-14 • s-1163-15
1165 • 1166 • 1167**



1165
1166
1167

WALL MOUNTING BRACKETS

For use with OSHA Lockout, Pipe Port, Connector Insert, and Inboard/Outboard Inverter modular components

Part #	Wall Mounting Bracket Type	For Use With
1160	Mini Regulator	Milton Mini Regulators
1163	Piggybacks & Regulator Wall Bracket	Milton® Standard Piggybacks & Regulators
s-1163-1	Standard Filters & Lubricators	Milton® Standard Filters & Lubricators
s-1163-14	Modular Accessory Bracket w/Screws	Milton® Pipe ports, connector inserts, OSHA lockouts, diverters
s-1163-15	Mini Regulator	Milton® Mini Regulators
s-1163-22	Mini Filters & Lubricators	Milton® Mini Filters & Regulators
1165	Small Pipe Mounting Bracket	1/4" & 3/8" OD Air Supply Pipe
1166	Medium Pipe Mounting Bracket	1/2" OD Air Supply Pipe
1167	Large Pipe Mounting Bracket	3/4" & 1" OD Air Supply Pipe

PRECISION LUBRICATORS

Ideal for the customer who wants trouble-free protection and tamper proof reliability. Drip style allows precise setting and once adjusted, the adjusting knob can be removed to prevent tampering. Perfect for lubrication of air motors, tools, valves or where low air flow is encountered or where extremely fine adjustments are necessary

- Sight glass dome on drip type allows observation for instant drip rate adjustment
- Tamper proof
- Lubricator may be filled without shutting down line pressure
- Oil supply tube check valve guarantees INSTANT START-UP LUBRICATION
- Low pressure drip at full air flow
- Oil delivered at an air flow as low as 2 SCFM
- Safety bowl guards or metal bowls
- All lubricators are drip type except the 1" which is a wick type

s-1150 • 1150-1 • 1150M



MINI LUBRICATORS

A visible drip type lubricator with an external adjustment screw. Unit is designed for low air flow applications where space is a consideration. Requires approximately 1 CFM of air flow to deliver oil. Bypass system allows full air flow with minimum pressure drop. Assures proper air/oil mixture over full operating range

Part Number	1150-1	1150M	s-1150
NPT	1/8"		1/4"
Bowl Type	Metal Bowl		Poly Bowl
Bowl Capacity	1 oz		
Maximum Air Pressure	200 PSI		150 PSI
Operating Temps	40°F to 160°F		40°F to 125°F
Maximum Air Flow	16 SCFM		
Sight Glass	No		N/A
Mounting Bracket	Not Included		

1028 • 1029 • 1030



POLYCARBONATE BOWL LUBRICATORS

Part Number	1028	1029	1030
NPT	1/4"	3/8"	1/2"
Bowl Type	Polycarbonate Bowl		
Bowl Capacity	5 oz		
Maximum Air Pressure	20 Micron Bronze Sintered		
Operating Temps	40°F to 125°F		
Maximum Air Flow	16 SCFM	82 SCFM	142 SCFM
Sight Glass	N/A		
Mounting Bracket	Not Included		


1028-8 • 1029-8 1030-8 • 1031-8



METAL BOWL LUBRICATORS

Part Number	1028-8	1029-8	1030-8	1031-8
NPT	1/4"	3/8"	1/2"	
Bowl Type	Metal Bowl			
Bowl Capacity	6 oz		9 oz	
Maximum Air Pressure	200 PSI			
Operating Temps	40°F to 120°F			
Maximum Air Flow	16 SCFM	82 SCFM	142 SCFM	
Sight Glass	YES			
Mounting Bracket	Not Included			

1139-9 • 1131-10 • 1132-8



HEAVY DUTY LUBRICATORS

Part Number	1131-9	1131-10	1132-8
NPT	3/4"		1"
Bowl Type	Metal Bowl		
Bowl Capacity	10 oz	20 oz	29 oz
Maximum Air Pressure	200 PSI		
Operating Temps	40°F to 120°F		
Maximum Air Flow	142 SCFM	142 SCFM	175 SCFM
Sight Glass	YES		
Mounting Bracket	20 Micron Bronze Sintered		

Part #	Description
s-1163-1	Wall Mounting Bracket for Standard Filters & Lubricators*

*will not work with 1132-8 lubricator

**1001 • 1001-4
1001-16 • 1001-32**



AIR TOOL OIL

Protects internal tool parts from damage and premature wear

Extends life and performance of air tools, lubricators, valves and cylinders. Prevents seizure of air tools and pneumatic equipment. Recommended for tools requiring a 10 weight non-detergent lubricant

Part No.	Size (oz)
1001	128 (Gal)
1001-4	4
1001-16	16 (Pint)
1001-32	32 (Qt)

- Working temperature: 5°F to 350°F
- ISO 32 grade
- Non-synthetic

1002 • 1002-32



AIR COMPRESSOR OIL

Protects against oxidation, corrosion, foaming and wear of metal parts. Protects against sludge and maintains its viscosity in the temperature range of 20°F to 440°F. For centrifugal compressors where the manufacturer specifies a non-detergent 30 weight oil

Part No.	Size (oz)
1002	128 (Gal)
1002-32	32 (Qt)

- ISO 68 grade
- Non-synthetic

**1152 • 1152-1
1018P • 1018M**



REPLACEMENT BOWLS FOR FILTERS

Part Number	1152	1152-1	1018P	1018M	1028P
For Use With	Mini Filters	Mini Filters or Lubricators	Standard Filters		Lubricators
Size	1/8", 1/4"	1/8", 1/4"	1/4", 3/8", 1/2"		
Bowl Type	Poly Bowl		Poly Bowl w/ Bowl Guard	Metal Bowl	Poly Bowl w/ Bowl Guard
Capacity	1 oz	1 oz	6 oz		5 oz
Sight Glass	N/A		No		N/A

1000/1100 SERIES

TOOL & COMPRESSOR OILS, MINI F-R-Ls, FILTERS, REGULATORS, LUBRICATORS, COMPRESSOR ACCESSORIES

AIR COUPLERS & PLUGS
700/1700/1800 SERIES

DRIVEWAY SIGNALS
800 SERIES

PRESSURE GAGES
900 SERIES

F-R-Ls
1000/1100 SERIES

TEST EQUIPMENT
1200 SERIES

1106 • 1107 • 1108



DELUXE FILTER/REGULATOR DUO

- Factory assembled
- Automatic overnight drains
- Relieving regulator
- Complete with gage #1191
- 40 micron filter element

Part Number	1106	1107	1108
NPT	1/4"	3/8"	1/2"
Bowl Type	Polycarbonate Bowl		Metal Bowl
Bowl Capacity	5 oz		9 oz
Max Air Pressure	150 PSI		250 PSI
Operating Temps	40°F to 150°F		
Maximum Air Flow	48 SCFM	75 SCFM	100 SCFM
Gauge Port size	1/4" NPT		
Gauge Included	YES		

Individual components

Part Number	1106	1107	1108
Filter	1018	1019	1120-8
Regulator	1113	1114	1115
Gauge	1191		

FILTER/REGULATOR/LUBRICATOR TRIO

s-1140



MINI FILTER/REGULATOR/LUBRICATOR TRIO

When space is a problem we recommend the mini filter-regulator-lubricator which offers most of the same features as our full size units

- Filter has overnight drain
- Maximum Pressure: 150 PSI
- Operating Temp Range: 40°F to 120°F

Part Number	s-1140
NPT	1/4"
Filter Bowl Type	Poly Bowl
Filter Bowl Capacity	1 oz
SCFM	20 SCFM
Lubricator Bowl Type	Poly Bowl
Lubricator Bowl Capacity	1 Ounce
Sight Glass	N/A
Gauge Included	YES (#1189)
Mounting Brackets	Not Included*

Individual components

Part Number	s-1140
Filter	1144
Regulator	1145
Lubricator	1150
Gauge	1189

* two s-1163-22 brackets recommended

1100 • 1101 • 1102



FILTER/REGULATOR/LUBRICATOR TRIO

- Filter has automatic overnight drain
- Relieving regulator, drip style lubricator
- 40 micron sintered filter element included
- Outlet pressure range: 2 -125 PSI

Part Number	1100	1101	1102*
NPT	1/4"	3/8"	1/2"
Bowl Type	Polycarbonate Bowl		Metal Bowl
Filter Bowl Capacity	5 oz		9 oz
Filter - Max Air Pressure	150 PSI		250 PSI
Regulator - Max Inlet Pressure	250 PSI		
Lubricator Bowl Capacity	5 oz		9 oz
Lubricator - Max Air Pressure	150 PSI		250 PSI
Operating Temps	40°F to 150°F		
Maximum Air Flow	48 SCFM	75 SCFM	100 SCFM
Gauge Included	YES		
Mounting Bracket	s-1163-1 (Not Included - Recommend 2)		
Sight Glass	No		

* 1102 comes unassembled

Individual components

Part Number	1100	1101	1102
Filter	1018	1019	1120-8
Regulator	1113	1114	1115
Lubricator	1028	1029	1031-8
Gauge	1191		

**1100M • 1101M • 1102M
1103M • 1104M**



1100M
1101M
1102M



1103M



1104M

**HIGH PRESSURE METAL BOWL
FILTER/REGULATOR/LUBRICATOR TRIO**

- Filter has automatic overnight drain
- Relieving regulator, drip style lubricator
- 40 micron bronze sintered filter element included
- Outlet pressure range: 2 -125 PSI
- Fully assembled and ready to install

Part Number	1100M	1101M	1102M	1103M	1104M
NPT	1/4"	3/8"	1/2"	3/4"	1"
Bowl Type	Metal Bowl				
Filter Bowl Capacity	6 oz			10 oz	29 oz
Filter - Max Air Pressure	250 PSI				
Regulator - Max Inlet Pressure	250 PSI				
Lubricator Bowl Capacity	6 oz			10 oz	29 oz
Lubricator - Max Air Pressure	200 PSI			250 PSI	
Operating Temps	40°F to 160°F			40°F to 160°F	
Maximum Air Flow	16 SCFM	82 SCFM	142 SCFM	175 SCFM	
Gauge Included	YES				No
Mounting Bracket	s-1163-1 (Not Included - Recommend 2)				
Sight Glass	No			YES	

Individual components

Part Number	1100M	1101M	1102M	1103M	1104M
Filter	1018-8	1019-8	1120-8	1022-8	1122-8
Regulator	1113-8	1114-8	1115-8	1026-8	1027-8
Lubricator	1028-8	1029-8	1031-8	1131-9	1132-8
Gauge	1192				N/A

1106-1



1106-1

**POLYCARBONATE BOWL FILTER/REGULATOR/
LUBRICATOR TRIO W/ BOWL GUARD,
PIPE PORTS & CONNECTORS**

Part Number	1106-1
NPT	1/2"
Bowl Type	Poly Bowl
Filter Bowl Capacity	5 oz
Filter - Max Air Pressure	150 PSI
Regulator - Max Inlet Pressure	250 PSI
Lubricator Bowl Capacity	5 oz
Lubricator - Max Air Pressure	150 PSI
Operating Temps	40°F to 125°F
Maximum Air Flow	100 SCFM
Gauge Included	YES
Mounting Bracket	Not Included
Sight Glass	N/A

Individual components

Part Number	1106-1
Filter	1020
Regulator	1115
Lubricator	1030
Gauge	1191
Pipe Ports (qty 2)	s-1163-10
Connectors (qty 2)	s-1163-3

AIR COUPLERS & PLUGS
700/1700/1800 SERIES

DRIVEWAY SIGNALS
800 SERIES

PRESSURE GAGES
900 SERIES

F-R-LS
1000/1100 SERIES

TEST EQUIPMENT
1200 SERIES

1000/1100 SERIES

**TOOL & COMPRESSOR OILS, MINI F-R-Ls,
FILTERS, REGULATORS, LUBRICATORS,
COMPRESSOR ACCESSORIES**

AIR COUPLERS & PLUGS
700/1700/1800 SERIES

DRIVEWAY SIGNALS
800 SERIES

PRESSURE GAGES
900 SERIES

F-R-Ls
1000/1100 SERIES

TEST EQUIPMENT
1200 SERIES

PIGGYBACK FILTER/REGULATOR

Piggyback duo has the features of the standard regulator, plus the space saving convenience of a combined filter. Gage not included, but available as an accessory

1142-1 • 1142-2 • s-1142



s-1142
1142-1

MINI PIGGYBACK F-R

Ideal for use in compact air flow applications. Filter/regulator duo has same features as mini regulator plus the space saving convenience of 20 micron screw in mini filter. Comes pre-assembled with 0-160 PSI gage (#1189). Auto overnight drains. Height: 6 1/4". Maximum SCFM 20

Part Number	1142-1	1142-2	s-1142
NPT	1/8"		1/4"
Bowl Type	Poly Bowl	Metal Bowl	Poly Bowl
Bowl Capacity	1 oz		
SCFM	20 SCFM		
Gauge Port Size	1/8" NPT		
Gauge Included	No	YES	
Mounting Brackets	Not Included*		

* 1160 bracket recommended

1109-5 • 1110-5 • 1111-5



1109-5

POLYCARBONATE BOWL FILTER/REGULATORS W/ METAL BOWL GUARD

• Auto overnight drains

Part Number	1109-5	1110-5	1111-5
NPT	1/4"	3/8"	1/2"
Bowl Type	Polycarbonate Bowl		
Bowl Capacity	6 oz		
Max Air Pressure	200 PSI		
Operating Temps	40°F to 160°F		
Maximum Air Flow	50 SCFM	80 SCFM	100 SCFM
Gauge Port size	1/4" NPT		
Gauge Included	No		

1109 • 1110 • 1111
1109-1 • 1110-1 • 1111-1



1109
1110
1111



1109-1
1110-1
1111-1

METAL BOWL FILTER/REGULATORS

• Auto overnight drains

Part Number	1109	1110	1111	1109-1	1110-1	1111-1
NPT	1/4"	3/8"	1/2"	1/4"	3/8"	1/2"
Bowl Type	Metal Bowl					
Bowl Capacity	5 oz					
Max Air Pressure	150 PSI					
Operating Temps	40°F to 125°F					
Maximum Air Flow	50 SCFM	80 SCFM	100 SCFM	50 SCFM	80 SCFM	100 SCFM
Gauge Port size	1/4" NPT					
Gauge Included	No					

Part #	Description
1163	Wall Mounting Bracket for Standard Regulators & Piggybacks

1170 • 1170-2



1/2" COMPACT DESICCANT DRYERS

Delivers extremely dry compressed air as low as -30° F dew point without using electricity or refrigerant. Easy to monitor, when color changes in the sight glass from dark blue to pink, then it is time to change or dry the desiccant. To dry desiccant, remove from unit, bake at 275° F for 3 hours. To prolong the life of the unit, a 40 micron pre-filter, and .03 coalescing filter should precede dryer. Initial supply of desiccant is included

Part Number	1170	1170-2
NPT	1/2"	
Bowl Type	Metal Bowl	
Bowl Capacity	1 Quart	2 Quart
Maximum Air Pressure	250 PSI	
Maximum Air Flow	5-15 SCFM	15-25 SCFM


1170-1 • 1170-8



REPLACEMENT DESICCANT CHARGE

Part #	Description
1170-1	1 Quart
1170-8	1 Gallon

s-1174 • s-1173 • 1174-7



**MINI DISPOSABLE AIR LINE
DESICCANT FILTER/DRYER**

- Removes all traces of dirt, dust, water vapor, oil vapor
- Lightweight: 2 oz
- See-through non-metallic chemical resistant material
- Replace cartridge when desiccant beads turn to pink in color
- Max pressure: 125 PSI
- Max flow capacity: 15 SCFM
- Working temperature: 32°F to 130°F (0°C to 54°C)
- Size: 3¾" x 1½"

Bulk Pkg Part No.	Retail Part No.	Per Card	Description
1173BK	s-1173	1	Mini Air Station w/ Desiccant Dryer Cartridge
	s-1174	1	Replacement Desiccant Dryer Cartridges (2pk)

Part #	Description
1174-7	Replacement Air Station Dial Pressure Gage (0-160) PSI

1071



1/2" DESICCANT DRYER SYSTEM

Not only dries the compressed air, but also removes dirt and oil. Each factory assembled system consists of the components listed below. Both filters are equipped with Milton® automatic overnight drains that will drain when the system drops below 5 PSI. Initial supply of desiccant is included

Part Number	1071		
Component Description	Filter	Coalescing Filter	Desiccant Dryer
Component Part Number	1020-8	1037	1170
NPT	1/2"		
Bowl Type	Metal Bowl		
Bowl Capacity	6 oz		29 oz
Max Air Pressure	250 PSI		
Operating Temps	40°F to 160°F		
Maximum Air Flow	100 SCFM	37 SCFM	5-15 SCFM
Included Filter	40 Micron Bronze Sintered		N/A
Sight Glass	No Sight Glass		YES
Drain Type	Automatic Overnight		N/A

AIR COUPLERS & PLUGS
 700/1700/1800 SERIES

 DRIVEWAY SIGNALS
 800 SERIES

 PRESSURE GAGES
 900 SERIES

 F-R-Ls
 1000/1100 SERIES

 TEST EQUIPMENT
 1200 SERIES

1000/1100 SERIES

TOOL & COMPRESSOR OILS, MINI F-R-Ls, FILTERS, REGULATORS, LUBRICATORS, COMPRESSOR ACCESSORIES

AIR COUPLERS & PLUGS
700/1700/1800 SERIES


DRIVEWAY SIGNALS
800 SERIES

PRESSURE GAGES
900 SERIES

F-R-Ls
1000/1100 SERIES

TEST EQUIPMENT
1200 SERIES

1072 • 1072-2




1/2" DELUXE DESICCANT DRYER SYSTEM

Not only dries the compressed air, but also removes dirt and oil. Each factory assembled system consists of the components listed below. Both filters are equipped with Milton® automatic overnight drains that will drain when the system drops below 5 PSI. Initial supply of desiccant is included


Part Number	1072			1072-2		
	Piggyback F-R	Coalescing Filter	Desiccant Dryer	Piggyback F-R	Coalescing Filter	Desiccant Dryer
Component Description	1111	1037	1170	1111	1037	1170-2
Component Part Number	1111	1037	1170	1111	1037	1170-2
NPT	1/2"			1/2"		
Bowl Type	Metal Bowl			Metal Bowl		
Bowl Capacity	6 oz		1 Quart	6 oz		2 Quart
Relieving Model	0-160 PSI		N/A	0-160 PSI		N/A
Max Air Pressure	250 PSI			250 PSI		
Operating Temps	40°F to 160°F			40°F to 160°F		
Maximum Air Flow	100 SCFM	37 SCFM	5-15 SCFM	100 SCFM	37 SCFM	15-25 SCFM
Included Filter	40 Micron Bronze Sintered		N/A	40 Micron Bronze Sintered		N/A
Sight Glass	No Sight Glass		YES	No Sight Glass		YES
Drain Type	Automatic Overnight		N/A	Automatic Overnight		N/A

P1170-12 • P1170-15



Part #	Description
P1170-12	Desiccant Dryer Element Kit for 1170
P1170-15	Desiccant Dryer Element Kit for 1170-2

s-1163-3




MODULAR CONNECTOR INSERT

- One size works with all NPT ports
- Modular design allows for ease of component connection and replacement
- Easily connects all standard Milton® FRL components (will not work with ExelAir™ FRL components)

Part #	Port Size
s-1163-3	One Size Fits All

s-1163-4 • s-1163-5 • s-1163-6




OSHA 3-WAY LOCKOUT VALVES

- Exhausts downstream pressure when closed
- Safety gate can be locked closed to prevent accidental air flow

Part #	Port Size
s-1163-4	1/4"
s-1163-5	3/8"
s-1163-6	1/2"

s-1163-8 • s-1163-9 s-1163-10 • s-1163-11




MODULAR PIPE PORTS

- For inlet and outlet ports
- Easily connect threaded connections to FRL components

Part #	Port Size
s-1163-8	1/4"
s-1163-9	3/8"
s-1163-10	1/2"
s-1163-11	3/4"

**s-1163-12 • s-1163-2
s-1163-13**



s-1163-13

s-1163-2

MODULAR AIR DIVERTERS

Inboard Diverters

Branches filtered air to other locations, by bypassing lubricator (especially for paint applications)

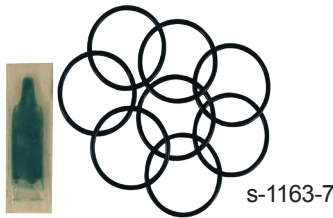
Part #	Port Size
s-1163-12	1/4"
s-1163-13	3/8"

Outboard Diverter

Attaches to outlet port and diverts filtered air to other outlets

Part #	Port Size
s-1163-2	1/4"

s-1163-7



MODULAR REPLACEMENT O-RINGS

- Replace worn or damaged rings in diverters, connector inserts, pipe ports and OSHA lockout valves
- Includes grease packet (will not work with ExelAir™ FRL components)

Part #	Port Size
s-1163-7	One Size Fits All

1051-2 • 1051-3




1051-2
1051-3

COMPRESSOR FILTER HOUSINGS

- Made from high-impact, chemical resistant plastic
- Engineered to function with no vibration noise
- Top has a ribbed steel reinforcing plate, base is welded steel with protective epoxy coating
- Housing only, filter sold separately

Part #	NPT	Feature
1051-2	3/4"	3 Tube Silencer
1051-3	1"	5 Tube Silencer

**1052-1 • 1052-2
1052-3 • 1053-2**



1052-1

1052-2


1052-3

1053-2

COMPRESSOR FILTERS

Part #	Filter Type	ID (in)	OD (in)	Height (in)
1052-1	Paper	1 1/8	2 1/4	2 1/4
1052-2		3	4 3/8	2 5/16
1052-3		3	4 3/8	4 3/4
1053-2	Cloth	3	4 3/8	2 5/16

s-1060 • s-1062



s-1060
s-1062

COMPRESSOR PRESSURE SWITCHES

- Combination terminals can be used with quick connects or standard screw terminals
- Auto-off disconnect lever and rotating unloader valve for applications requiring these modifications
- Four 1/4" NPT female port manifold compete with plugs
- UL listed, CSA certified
- Furnas universal pressure switches are suitable to replace pressure switches on compressors up to:

Part #	Pressure Range
s-1060	95-125 PSI
s-1062	140-175 PSI

- 2 HP @ 120V 1-phase
- 3 HP @ 240V 1-phase
- 5 HP @ 240V 3-phase

AIR COUPLERS & PLUGS
700/1700/1800 SERIES

DRIVEWAY SIGNALS
800 SERIES

PRESSURE GAGES
900 SERIES

F-R-Ls
1000/1100 SERIES

TEST EQUIPMENT
1200 SERIES

1000/1100 SERIES

TOOL & COMPRESSOR OILS, MINI F-R-Ls, FILTERS, REGULATORS, LUBRICATORS, COMPRESSOR ACCESSORIES

AIR COUPLERS & PLUGS
700/1700/1800 SERIES

DRIVEWAY SIGNALS
800 SERIES

PRESSURE GAGES
900 SERIES

F-R-Ls
1000/1100 SERIES

TEST EQUIPMENT
1200 SERIES

1139-1 • 1139-2



1139-1
1139-2

1139-3

ELECTRONIC COMPRESSOR TANK DRAINS

- Attaches to air compressors to automatically drain water from tanks to deliver dry air to air tools and pneumatic equipment
- Two 2-way direct-acting valves with manual test switch
- Separate adjustments for interval and duration
- Includes Y-strainer to trap large debris and sludge

Part Number	1139-1	1139-2
NPT	1/4"	1/2"
Max Working Pressure	230 PSI	
Manual Override	YES	
Operating Temps	40°F to 140°F	
Power Cord	6.5 Feet	

Adjustable cycle time: 0.5-4.5 minutes
Adjustable drain time: 0.5-10 seconds

Part Number	1139-3
NPT	1/4"
Max Working Pressure	200 PSI
Manual Override	YES
Operating Temps	40°F to 140°F
Power Cord	6 Feet

1180-1 • 1180-2



1180-1
1180-2

AUTOMATIC CONDENSATE DRAINS

- Continuously drains accumulated water and oil from drain lines, receiver tanks, condensate drop-legs and filters
- Equipped with top-threaded port to receive drop-leg air lines
- Protective stainless steel screen with umbrella baffle

Length: 6 1/2" x width: 2 3/4"
Weight: 1 lb

Boxed Part No.	Retail Part No.	Per Card	NPT	Bowl Type	Max Air Pressure	Operating Temp	Drain Type
1180-1			1/4"	Metal Bowl	175 PSI	40°F to 140°F	Automatic Float
1180-2	s-1180-2	1	1/2"				

1086-2 • 1086-4 1086-6 • 1086-8



1086-2
1086-4
1086-6
1086-8

PNEUMATIC EXHAUST MUFFLERS

- Muffler -filters use a porous sintered bronze, bonded to a copper plated steel pipe threaded fitting
- 40 micron exhaust mufflers diffuse air and muffle noise from exhaust ports of air tools, cylinders and valves to an acceptable OSHA noise requirements
- Maximum operating pressure: 150 PSI
- Maximum air flow: 20 SCFM @ 100 PSI
- Operating temperature: 40°F to 300°F

Boxed Pkg Part No.	Bulk Pkg Part No.	Retail Pkg Part No.	Per Card	NPT	Length	Hex	Weight (lbs)
1086-2	1086-2BK	s-1086-2	1	1/8"	1 1/8"	7/16"	0.02
1086-4	1086-4BK	s-1086-4	1	1/4"	1 3/8"	9/16"	0.04
1086-6	1086-6BK	s-1086-6	1	3/8"	1 1/2"		0.05
1086-8	1086-8BK			1/2"	1 7/8"	7/8"	0.10

s-1163-14 • s-1163-18 • s-1163-19 s-1163-20 • s-1163-21 s-1163-38 • s-1163-50



Plastic Silencers

Part #	Port Size
s-1086-14	1/4"
s-1086-38	3/8"
s-1086-50	1/2"

SILENCERS

- For use on exhaust ports on pneumatic valves and tools
- Quick and inexpensive way to reduce work area noise
- Features a 50-mesh self-cleaning, stainless steel screen



Aluminum Silencers

Part #	Port Size
s-1086-18	1/8"
s-1086-19	1/4"
s-1086-20	3/8"
s-1086-21	1/2"

**1088-2 • 1088-4
1088-6 • 1088-8**




1088-2
1088-4
1088-6
1088-8

BREATHER VENTS

- Offer vacuum relief or pressure equalization on gear boxes, oil tanks or reservoirs
- Prevents dirt and particles from entering open ports
- 40 micron units have standard pipe thread for quick assembly or removal
- Maximum operating pressure: 150 PSI
- Operating temperature: 35°F to 300°F

Boxed Pkg Part No.	Retail Pkg Part No.	Per Card	Male NPT	Hex
1088-2			1/8"	7/16"
1088-4	s-1088-4	1	1/4"	9/16"
1088-6	s-1088-6	1	3/8"	11/16"
1088-8	s-1088-8	1	1/2"	7/8"

**1090-70 • 1090-125
1090-150 • 1090-200**



1090-70
1090-125
1090-150
1090-200


ASME SAFETY VALVES

- Manufactured to ASME standards and certified by the National Board of Boiler and Pressure Vessel Inspectors
- Bubble tight to 10% of set pop-off pressure
- Interchangeable with all other ASME valves of same size and pressure
- Valve resets after pressure drops 50%
- Overall length: 2"


Boxed Pkg Part No.	Retail Pkg Part No.	Per Card	Male NPT	Pop-off Pressure	Air Flow
1090-70	s-1090-70	1	1/4"	70 PSI	70 SCFM
1090-125	s-1090-125	1		125 PSI	120 SCFM
1090-150	s-1090-150	1		150 PSI	140 SCFM
1090-200	s-1090-200	1		200 PSI	170 SCFM

**1091 • 1091-1 • 1091-2
1092-1 • 1092-2**

1091
1091-1
1091-2



1092-1
1092-2



COMPRESSOR TANK CHECK VALVES

- Used in compressor tanks to prevent air volume and pressure from escaping back into compressor heads while the compressor is not operating
- Brass body with Teflon poppet
- 1/8" NPT side port for pressure switch application
- 3/4" valves include a built-in dash pot for improved poppet life
- Maximum working pressure: 450 PSI
- Maximum temperature: 400°F

Boxed Pkg Part No.	Retail Pkg Part No.	Per Card	Tank Bung Hole Size (Male)	Compressor Air Line Size	Air Line Type	SCFM
1091	s-1091	1	1/2"	3/8"	Tube Compression	20
1091-1	s-1091-1	1		1/2"		
1091-2			3/4"	3/4"	Male	30
1092-1	s-1092-1	1	1/2"	1/2"	Female	20
1092-2			3/4"	3/4"		30

1093-4 • 1093-8 • 1093-12



1093-4
1093-8
1093-12

AIR/WATER/OIL IN-LINE CHECK VALVES

- Designed for piped systems to prevent bleed-back of pressure/material into supply system
- Cast brass body with stainless steel spring and Teflon poppet
- 1/8" plugged tap for a gage or pressure switch
- Valve opens at 3 PSI
- Maximum operating pressure: 250 PSI
- Maximum operating temperature: 450°F

Boxed Pkg Part No.	Retail Pkg Part No.	Per Card	Female x Female (NPT)	Length	Flow Rate
1093-4	s-1093-4	1	1/4"	1 3/4"	12 SCFM
1093-8	s-1093-8	1	1/2"	2 1/2"	38 SCFM
1093-12			3/4"		60 SCFM

AIR COUPLERS & PLUGS
700/1700/1800 SERIES

DRIVEWAY SIGNALS
800 SERIES

PRESSURE GAGES
900 SERIES

F-R-Ls
1000/1100 SERIES


TEST EQUIPMENT
1200 SERIES

1000/1100 SERIES

TOOL & COMPRESSOR OILS, MINI F-R-Ls, FILTERS, REGULATORS, LUBRICATORS, COMPRESSOR ACCESSORIES

AIR COUPLERS & PLUGS
700/1700/1800 SERIES

**1094-4 • 1094-6 • 1094-8
1094-12 • 1094-16**



1094-4
1094-6
1094-8
1094-12
1094-16


FULL PORT BRASS BALL VALVES

- High capacity ball valves are designed for use with compressed air, water or oil to isolate segments of the system without disrupting service to the rest of the system
- All brass body with plated steel ball, Teflon seals, plated 1/4 turn handles
- Maximum working pressure (air/water/oil): 400 PSI
- Maximum working pressure -steam: 150 PSI
- Temperature: -20°F to 350°F

Boxed Pkg Part No.	Retail Pkg Part No.	Per Card	Female x Female (NPT)	Body Length	Max Pressure @ 210°F
1094-4	s-1094-4	1	1/4" x 1/4"	2"	280 PSI
1094-6	s-1094-6	1	3/8" x 3/8"		260 PSI
1094-8	s-1094-8	1	1/2" x 1/2"	2 5/16"	250 PSI
1094-12			3/4" x 3/4"	2 7/16"	220 PSI
1094-16			1" x 1"	3"	190 PSI

DRIVEWAY SIGNALS
800 SERIES

1095-125 • 1095-150



1095-125
1095-150


NON-CODED SAFETY RELIEF VALVES

- Valves are constructed of the same materials as our ASME safety valves, but are not national board certified and cannot be used on applications requiring ASME components
- Valves are equipped with a lift ring for instant relief and are staked at the factory at the preset pop-off pressure
- Valve resets after pressure drops 50%

Boxed Pkg Part No.	Female x Female (NPT)	Pop-off Pressure	Length
1095-125	1/4"	125 PSI	1 5/8"
1095-150		150 PSI	

PRESSURE GAGES
900 SERIES

**1097-6 • 1097-8
1098-4 • 1098-6**




1097-6
1097-8

LOAD GENIES

A load genie is a combination un-loader and check valve. Unloads discharge manifold in either vertical or horizontal position of any compressor when compressor cycles and flow stops. Efficient, quiet, economical and eliminates tubing/fittings of conventional pressure switch un-loader

- Maximum working pressure: 250 PSI
- Maximum recommended compressor speed: 400 RPM
- Maximum recommended temp: 450°F

Boxed Pkg Part No.	Retail Pkg Part No.	Per Card	Inlet	Outlet
1097-6	s-1097-6	1	3/8" OD Compression	1/4" NPT Male
1097-8	s-1097-8	1	1/2" OD Compression	3/8" NPT Male
1098-4			1/4" NPT Female	1/4" NPT Male
1098-6			3/8" NPT Female	3/8" NPT Male



1098-4
1098-6

TEST EQUIPMENT
1200 SERIES

1210



1210

SEMI-TRAILER AIR BRAKE TESTING TOOL

- Provides connection of air lines to the service and emergency brake lines of the semi-trailer for brake testing when separated from truck/tractor
- Glad-hand coupler for quick connection
- Cushioned grip with shut-off valve

Retail Pkg Part No.	Per Card	Description
1210	1	Semi-Trailer Air Brake Testing Tool

1235



1235


6-24 VOLT LED CIRCUIT TESTER

- Micro-sharp tip for easy wire piercing
- 6-24 volt range
- LED indicator light

Retail Pkg Part No.	Per Card	Description
s-1235	1	6-24 Volt LED Circuit Tester

DELUXE COMPRESSION TESTERS

1251



s-1251


1251-2

Deluxe Compression Tester

- Deluxe tester includes 14mm long reach adapter and spare valve core

Boxed Pkg Part No.	Retail Pkg Part No.	Per Card	Description	PSI	kPa	kg/cm ²	Bar
	s-1251	1	Deluxe Compression Tester	0-300	0-2100	0-21	0-21
1251-2			Replacement Valve Core (for All Compression Testers)				

1253



s-1253

1253-1

Hand Held Compression Tester

- Hand held tester fits spark plug holes 10mm to 7/8"

Boxed Pkg Part No.	Retail Pkg Part No.	Per Card	Description	PSI	kPa	kg/cm ²	Bar
	s-1253	1	Hand Held Compression Tester	0-300	0-2100	0-21	0-21
1253-1			Replacement Rubber Nose Core				

AIR COUPLERS & PLUGS
700/1700/1800 SERIES

DRIVEWAY SIGNALS
800 SERIES

PRESSURE GAGES
900 SERIES

F-R-LS
1000/1100 SERIES

TEST EQUIPMENT
1200 SERIES

DELUXE COMPRESSION TESTERS (cont)

1255



s-1255

Diesel Compression Tester

- Diesel tester includes release valve for instant venting

Retail Pkg Part No.	Per Card	Description	PSI	kPa	kg/cm ²	Bar
s-1255	1	Hand Held Compression Tester	0-1000	0-7000	0-70	0-70

1257



s-1257

CYLINDER LEAKAGE TESTER

- Works with shop air quickly spotting bad valves, worn rings, cracked cylinder walls and blown gaskets
- Compatible with standard leakage testers
- Will fit almost all engines with combination 14mm and 18mm adapter units

Retail Pkg Part No.	Per Card	Description
s-1257	1	Cylinder Leakage Tester

NOTE: Replacement parts not available

1260



1260

6V & 12V BATTERY, STARTER & CHARGING SYSTEM TESTER

- All of the battery testing specifications you need are printed on the dial. Nothing to look up!
- Lightweight and portable with built-in handle
- Durable metal housing with storage lugs for tester clamps

Retail Pkg Part No.	Per Card	Housing	AMPs	12 Second Cut-off
1260	1	Black Powder Coating	100	No
1260M	1	Chrome Nickel Plated	120	YES

NOTE: Replacement parts not available



1260M

CAM & GROOVE COUPLERS


• For industrial, fleet and mining applications

Material Size	3/4"	1"	1 1/4"	1 1/2"	2"	2 1/2"	3"	4"	6"
Aluminum PSI	250	250	250	250	250	150	125	100	75
Polypropylene PSI	125	125	100	100	100		75		

**2001 • 2002
2101 • 2102**


Type A Adapters
Female NPT x Male Adapter

Size	Aluminum Part No.	Polypropylene Part No.
3/4" FNPT x 1 1/4" M Adapter	2001-1	2101-1
1" FNPT x 1 1/2" M Adapter	2001-2	2101-2
1 1/4" FNPT x 2 1/8" M Adapter	2001-3	2101-3
1 1/2" FNPT x 2 1/8" M Adapter	2001-4	2101-4
2" FNPT x 2 1/2" M Adapter	2001-5	2101-5
2 1/2" FNPT x 2 7/8" M Adapter	2001-6	
3" FNPT x 3 5/8" M Adapter	2001-7	2101-7
4" FNPT x 4 3/4" M Adapter	2001-8	
6" FNPT x 6 7/8" M Adapter	2001-9	



Type B Couplers
Female Coupler x Male NPT


Size	Aluminum Part No.	Polypropylene Part No.
1 1/4" F Coupler x 3/4" MNPT	2002-1	2102-1
1 1/2" F Coupler x 1" MNPT	2002-2	2102-2
2 1/8" F Coupler x 1 1/4" MNPT	2002-3	2102-3
2 1/8" F Coupler x 1 1/2" MNPT	2002-4	2102-4
2 1/2" F Coupler x 2" MNPT	2002-5	2102-5
2 7/8" F Coupler x 2 1/2" MNPT	2002-6	
3 5/8" F Coupler x 3" MNPT	2002-7	2102-7
4 3/4" F Coupler x 4" MNPT	2002-8	
6 7/8" F Coupler x 6" MNPT	2002-9	



**2003 • 2004
2103 • 2104**


Type C Couplers
Female Coupler x Male Hose Barb

Size	Aluminum Part No.	Polypropylene Part No.
1 1/4" F Coupler x 3/4" Barb	2003-1	2103-1
1 1/2" F Coupler x 1" Barb	2003-2	2103-2
2 1/8" F Coupler x 1 1/4" Barb	2003-3	2103-3
2 1/8" F Coupler x 1 1/2" Barb	2003-4	2103-4
2 1/2" F Coupler x 2" Barb	2003-5	2103-5
2 7/8" F Coupler x 2 1/2" Barb	2003-6	
3 5/8" F Coupler x 3" Barb	2003-7	2103-7
4 3/4" F Coupler x 4" Barb	2003-8	
6 7/8" F Coupler x 6" Barb	2003-9	



Type D Couplers
Female Coupler x Female NPT

Size	Aluminum Part No.	Polypropylene Part No.
1 1/4" F Coupler x 3/4" FNPT	2004-1	2104-1
1 1/2" F Coupler x 1" FNPT	2004-2	2104-2
2 1/8" F Coupler x 1 1/4" FNPT	2004-3	2104-3
2 1/8" F Coupler x 1 1/2" FNPT	2004-4	2104-4
2 1/2" F Coupler x 2" FNPT	2004-5	2104-5
2 7/8" F Coupler x 2 1/2" FNPT	2004-6	
3 5/8" F Coupler x 3" FNPT	2004-7	2104-7
4 3/4" F Coupler x 4" FNPT	2004-8	
6 7/8" F Coupler x 6" FNPT	2004-9	



CAM & GROOVE
2000/2100 SERIES

PUSH-TO-CONNECT
2200/2300/2500 SERIES

HOSE REELS
2700 SERIES

GREASE GUNS
3100/3200 SERIES

MERCHANDISERS

2000/2100 SERIES


CAM & GROOVE COUPLERS

2005 • 2006
2105 • 2106

Type E Adapters

Male Adapter x Male Hose Barb

Size	Aluminum Part No.	Polypropylene Part No.
1 1/4" M Adapter x 3/4" Barb	2005-1	2105-1
1 1/2" M Adapter x 1" Barb	2005-2	2105-2
2 1/8" M Adapter x 1 1/4" Barb	2005-3	2105-3
2 1/8" M Adapter x 1 1/2" Barb	2005-4	2105-4
2 1/2" M Adapter x 2" Barb	2005-5	2105-5
2 7/8" M Adapter x 2 1/2" Barb	2005-6	
3 5/8" M Adapter x 3" Barb	2005-7	2105-7
4 3/4" M Adapter x 4" Barb	2005-8	
6 7/8" M Adapter x 6" Barb	2005-9	



2005




2105

Type F Adapters

Male Adapter x Male NPT

Size	Aluminum Part No.	Polypropylene Part No.
1 1/4" M Adapter x 3/4" MNPT	2006-1	2106-1
1 1/2" M Adapter x 1" MNPT	2006-2	2106-2
2 1/8" M Adapter x 1 1/4" MNPT	2006-3	2106-3
2 1/8" M Adapter x 1 1/2" MNPT	2006-4	2106-4
2 1/2" M Adapter x 2" MNPT	2006-5	2106-5
2 7/8" M Adapter x 2 1/2" MNPT	2006-6	
3 5/8" M Adapter x 3" MNPT	2006-7	2106-7
4 3/4" M Adapter x 4" MNPT	2006-8	
6 7/8" M Adapter x 6" MNPT	2006-9	



2006



2106

2007 • 2008
2107 • 2108

CAM & GROOVE DUST CAPS & PLUGS

Type DC Dust Caps

Size	Aluminum Part No.	Polypropylene Part No.
3/4"	2007-1	2107-1
1"	2007-2	2107-2
1 1/4"	2007-3	
1 1/2"	2007-4	2107-4
2"	2007-5	2107-5
2 1/2"	2007-6	
3"	2007-7	2107-7
4"	2007-8	
6"	2007-9	



2007



2107

Type DP Dust Plugs

Size	Aluminum Part No.	Polypropylene Part No.
3/4"	2008-1	2108-1
1"	2008-2	2108-2
1 1/4"	2008-3	
1 1/2"	2008-4	2108-4
2"	2008-5	2108-5
2 1/2"	2008-6	
3"	2008-7	2108-7
4"	2008-8	
6"	2008-9	



2008



2108

2009 • 2010

CAM & GROOVE COUPLING REPAIR PARTS

ALUMINUM & POLYPROPYLENE

Camlock Washers



2009

Size	Polypropylene Part No.
3/4"	2009-1
1"	2009-2
1 1/4"	2009-3
1 1/2"	2009-4
2"	2009-5
2 1/2"	2009-6
3"	2009-7



2010

Camlock Handles

Size	Aluminum Part No.
3/4"	2010-1
1"	2010-2
1 1/4"	2010-3
1 1/2"	2010-4

CAM & GROOVE
2000/2100 SERIES

PUSH-TO-CONNECT
2200/2300/2500 SERIES

HOSE REELS
2700 SERIES

GREASE GUNS
3100/3200 SERIES

MERCHANDISERS

**PUSH-TO-CONNECT
NYLON TUBE FITTINGS**


- Easy push-in/one touch mechanism - no gluing!
- Allow for maximum air flow and faster connection than standard compression fittings
- T and elbow fittings pivot 360° for installation ease
- For use with Milton® “PUVEX”, nylon, polyurethane or low and high density polyethylene tubing
- Push to connect fitting with 5/16” tube OD also fits 8 mm metric tube OD

Material	Max. Temperature at Installation	Max. Working Pressure	Seals
Nylon	32° F to 140° F	150 PSI	Buna-N

2200 • 2202

Male Connector

Boxed Pkg Part No.	Retail Pkg Part No.	Per Card	Tube OD	NPT
2200-1				10"-32
2200-2	s-2200-2	1	1/4"	1/8"
2200-3	s-2200-3	1		1/4"
2200-4	s-2200-4	1		3/8"
2200-5			5/16"	1/8"
2200-6				1/4"
2200-8	s-2200-8	1	3/8"	1/8"
2200-9	s-2200-9	1		1/4"
2200-10	s-2200-10	1		3/8"
2200-11				1/2"
2200-12	s-2200-12	1	1/2"	1/4"
2200-13				3/8"
2200-14				1/2"



2200

Male Swivel Elbow

Boxed Pkg Part No.	Retail Pkg Part No.	Per Card	Tube OD	NPT
2202-1				10"-32
2202-2	s-2202-2	1	1/4"	1/8"
2202-3	s-2202-3	1		1/4"
2202-4	s-2202-4	1		3/8"
2202-5			5/16"	1/8"
2202-6				1/4"
2202-9	s-2202-9	1	3/8"	1/4"
2202-10	s-2202-10	1		3/8"
2202-11	s-2202-11	1		1/2"
2202-12				1/4"
2202-13			1/2"	3/8"
2202-14				1/2"




2202

2203 • 2204

Extended Male Swivel Elbow

Boxed Pkg Part No.	Tube OD	NPT
2203-1		1/8"
2203-2	1/4"	1/4"
2203-3		3/8"
2203-7		1/4"
2203-8	3/8"	3/8"
2203-9		1/2"
2203-10		1/4"
2203-11	1/2"	3/8"
2203-12		1/2"




2203

Male Swivel Branch Tee

Boxed Pkg Part No.	Tube OD	NPT
2204-1		1/8"
2204-2	1/4"	1/4"
2204-3		3/8"
2204-4		1/8"
2204-7		1/4"
2204-8	3/8"	3/8"
2204-9		1/2"
2204-10		1/4"
2204-11	1/2"	3/8"
2204-12		1/2"



2204



CAM & GROOVE
2000/2100 SERIES

PUSH-TO-CONNECT
2200/2300/2500 SERIES

HOSE REELS
2700 SERIES

GREASE GUNS
3100/3200 SERIES

MERCHANDISERS

CAM & GROOVE
2000/2100 SERIES

PUSH-TO-CONNECT
2200/2300/2500 SERIES

HOSE REELS
2700 SERIES

GREASE GUNS
3100/3200 SERIES

MERCHANDISERS

2205 • 2206

Male Swivel Run Tee



2205

Boxed Pkg Part No.	Tube OD	NPT
2205-1	1/4"	1/8"
2205-2		1/4"
2205-3		3/8"
2205-4	5/16"	1/8"
2205-5		1/4"
2205-6		3/8"
2205-7	3/8"	1/4"
2205-8		3/8"
2205-9		1/2"
2205-10	1/2"	1/4"
2205-11		3/8"
2205-12		1/2"

Male Swivel "Y" Connector



2206

Boxed Pkg Part No.	Tube OD	NPT
2206-1	1/4"	1/8"
2206-2		1/4"
2206-3		3/8"
2206-4	5/16"	1/8"
2206-5		1/4"
2206-6		3/8"
2206-7	3/8"	1/4"
2206-8		3/8"
2206-9		1/2"
2206-10	1/2"	1/4"
2206-11		3/8"
2206-12		1/2"

2207 • 2209

Straight Union



2207

Boxed Pkg Part No.	Retail Pkg Part No.	Per Card	Tube OD
2207-1	s-2207-1	1	1/4"
2207-2			5/16"
2207-3	s-2207-3	1	3/8"
2207-4			1/2"

Elbow Union



2209

Boxed Pkg Part No.	Retail Pkg Part No.	Per Card	Tube OD
2209-1	s-2209-1	1	1/4"
2209-2			5/16"
2209-3	s-2209-3	1	3/8"
2209-4			1/2"

2210 • 2211

"Tee" Union



2210

Boxed Pkg Part No.	Retail Pkg Part No.	Per Card	Tube OD
2210-1	s-2210-1	1	1/4"
2210-2			5/16"
2210-3	s-2210-3	1	3/8"
2210-4			1/2"

"Y" Union



2211

Boxed Pkg Part No.	Tube OD
2211-1	1/4"
2211-2	5/16"


2212 • 2213 • 2214

**Straight Union -
Speed/Flow Control**



2212

Boxed Pkg Part No.	Tube OD
2212-1	1/4"
2212-2	5/16"
2212-3	3/8"



2213



2214

Flow Control

Meter-In Part No.	Meter-Out Part No.	Tube OD	NPT
2213-1	2214-1	1/4"	1/8"
2213-2	2214-2		1/4"
2213-3	2214-3		3/8"
2213-6	2214-6	3/8"	1/4"
2213-7	2214-7		3/8"
2213-8	2214-8	1/2"	1/2"
	2214-9		

**2340KIT • 2360KIT
2370KIT**



2360KIT

PUSH-TO-CONNECT FITTING & TUBE KITS

Kit Part No.		2340KIT	2360KIT	2370KIT
Qty/Kit	Description	Replacement Part No.		
1	50-ft Polyurethane Clear Tubing	2541-50	2561-50	2571-50
4	Male Connectors	2200-3	2200-10	2200-14
1	Male Swivel/Elbow	2202-3	2202-10	2202-14
4	Straight Union	2207-1	2207-3	2207-4
2	Elbow Union	2209-1	2209-3	2209-4
1	"Tee" Union	2210-1	2210-3	2210-4

**s-2541-50 • s-2561-50
s-2571-50**



s-2561-50

PUSH-TO-CONNECT POLYURETHANE TUBING

Kit Part No.		s-2541-50	s-2561-50	s-2571-50
Qty/Kit	Description	Replacement Part No.		
1	50-ft Polyurethane Clear Tubing	2541-50	2561-50	2571-50

CAM & GROOVE
2000/2100 SERIES

PUSH-TO-CONNECT
2200/2300/2500 SERIES

HOSE REELS
2700 SERIES

GREASE GUNS
3100/3200 SERIES

MERCHANDISERS

2700 SERIES

HOSE REELS

CAM & GROOVE
2000/2100 SERIES

PUSH-TO-CONNECT
2200/2300/2500 SERIES

HOSE REELS
2700 SERIES

GREASE GUNS
3100/3200 SERIES

MERCHANDISERS

300 PSI
MAXIMUM
WORKING
PRESSURE

**SOLID NYLON
GUIDE ROLLERS**

**ADJUSTABLE
BALL STOP**

BEND RESTRICTOR
EXTENDS HOSE LIFE AND
RESISTS KINKS

**PERFORMANCE
EPDM RUBBER HOSE**
RESISTS CRACKING, ABRASION,
HEAT, OZONE & CHEMICALS

RUGGED DUAL ARM FRAME
RESISTS TWISTING AND KINKS

SOLID BRASS FITTINGS
RESIST CORROSION AND LEAKS

**EASY-INSTALL
MOUNTING PLATE**
WITH KEYHOLE DESIGN

2760-50D • 2780-50D

DUAL ARM AUTO-RETRACTING AIR HOSE REELS

- Rugged dual-arm construction
- Keeps excess hose safely out of walkways, and neatly organizes hose in shops and garages
- Easy-to-install mounting plate
- 300 PSI maximum working pressure



2760-50D

2780-50D

Boxed Pkg Part No.	Hose ID	Hose Length	Hose Inlet (F)	Hose Outlet (M)	Maximum Air Flow
2760-50D	3/8"	50'	1/4" NPT	1/4" NPT	25 SCFM
2780-50D	1/2"	50'	1/2" NPT	1/2" NPT	50 SCFM

2760-3LH • 2760-6LH
2780-3LH • 2780-6LH

LEADER HOSES

- Leader hose connects hose reel to air supply
- Comes in 3 and 6 foot lengths



2760-6LH

Boxed Pkg Part No.	Hose OD	Hose Length
2760-3LH	3/8"	3'
2760-6LH		6'
2780-3LH	1/2"	3'
2780-6LH		6'

REPLACEMENT BALL STOPS

- Replaces worn ball stops for 2760-50D & 2780-50D hose reels

Boxed Pkg Part No.	Tube OD
P2761	3/8"
P2781	1/2"

3100



s-3100

LEVER GREASE GUN

- Variable stroke - easier to pump grease in tight areas with shorter strokes
- Heavy duty gauge lever handle with comfortable molded non-slip rubber grip
- For use with 14 oz. grease cartridges, bulk fill and filler pump
- Includes one 6" bent steel extension and coupler
- Grease not included

Retail Pkg Part No.	Max Pressure	Extension Length	Grease Cartridges	Bulk Fill	Filter Pump
s-3100	1,000 PSI	6" Angled	14 oz.	YES	YES

3101



s-3101

PISTOL GREASE GUN

- Adjustable stroke for use both as a high-volume and high-pressure grease gun
- For use with 14 oz. grease cartridges, bulk fill and filler pump
- Includes one 18" flexible hose extension and coupler
- Grease not included

Retail Pkg Part No.	Max Pressure	Extension Length	Grease Cartridges	Bulk Fill	Filter Pump
s-3101	7,000 PSI	18" Flexible	14 oz.	YES	YES

3102



s-3102

MINI PISTOL GREASE GUN

- Dual front and top discharge ports for accessing grease fittings located almost anywhere
- One-hand operation
- For use with 3 oz. grease cartridge
- Includes one 4" straight steel extension and coupler
- Grease not included

Retail Pkg Part No.	Max Pressure	Extension Length	Grease Cartridges	Bulk Fill	Filter Pump
s-3102	3,500 PSI	4" Straight	3 oz.	No	No

3103



s-3103

PNEUMATIC GREASE GUN

- Continuous flow operation delivers up to 14 oz. per minute
- Precision honed air motor for super-fast greasing
- Aluminum grease gun head fitted with bulk loader
- For use with 14 oz. grease cartridges, bulk fill and filler pump
- Includes one 6" bent steel extension and coupler
- Grease not included

Retail Pkg Part No.	Max Pressure	Extension Length	Grease Cartridges	Bulk Fill	Filter Pump
s-3103	4,800 PSI	6" Angled	14 oz.	YES	YES

3200 • 3201 • 3202
3203 • 3204 • 3205



s-3201



s-3202



s-3204

COUPLERS & HOSES

Retail Pkg Part No.	Description	Size	Working Pressure	Grease Gun Type	
				Hand Operated	Hand & Air
s-3200	Professional 4-Jaw Grease Gun Coupler	1/8" NPT	6,000 PSI	YES	No
s-3201	Heavy Duty 4-Jaw Grease Gun Coupler		10,000 PSI	No	YES
s-3202	Right Angled 90° Access Grease Gun Coupler		1,000 PSI	YES	No
s-3203	360° Swivel 3-Jaw Grease Gun Coupler		7,000 PSI	YES	No
s-3204	12" High Pressure Grease Hose (11,600 PSI Burst Pressure)	12" Length	3,500 PSI	YES	No
s-3205	18" High Pressure Grease Hose (11,600 PSI Burst Pressure)	18" Length		YES	No

CAM & GROOVE
2000/2100 SERIES

PUSH-TO-CONNECT
2200/2300/2500 SERIES

HOSE REELS
2700 SERIES

GREASE GUNS
3100/3200 SERIES

MERCHANDISERS

3100/3200 SERIES

GREASE GUNS

CAM & GROOVE
2000/2100 SERIES

3206 • 3207 • 3208 • 3209
3210 • 3234 • 3235




GREASE GUN TOOLS

Retail Pkg Part No.	Per Card	Description	Size
s-3206	1	Grease Gun Holder (for 2 1/4" Barrel Diameter Grease Guns)	
s-3207	1	Grease Injector Needle with Quick Connect	18 Gauge
s-3208	1	1 1/2" Narrow Needle Nose Dispenser	1/8" NPT
s-3209	1	Seal Off Dispenser	
s-3210	1	4" Needle Nose Adapter	
s-3234	1	Easy Out, Grease Gun Fitting Tool (Small)	Hex Size 5/16" & 3/8"
s-3235	1	Easy Out, Grease Gun Fitting Tool (Large)	Hex Size 3/8" & 7/16"

PUSH-TO-CONNECT
2200/2300/2500 SERIES

GREASE GUN FITTINGS

3211 • 3212 • 3213 • 3214
3215 • 3216 • 3217 • 3218
3219 • 3220 • 3221 • 3222
3223 • 3224 • 3225 • 3226
3227 • 3228 • 3229 • 3230
3231 • 3232



Multi-Pack Fittings

Part No.	Per Card	Description	Size	OAL
s-3211	5	Short Straight Grease Fitting	1/4" -18 NPT	SAE
s-3212	5	Short 67.5° Grease Fitting	1/4" -18 NPT	SAE
s-3213	10	Short Straight 1/4"-28 SAE-LT Grease Fitting	1/4" -28 NPT	SAE
s-3214	5	Short 45° 1/4"-28 SAE-LT Grease Fitting	1/4" -28 NPT	SAE-LT
s-3215	5	Short 90° 1/4"-28 SAE-LT Grease Fitting	1/4" -28 NPT	SAE-LT
s-3216	10	Straight Grease Fittings	1/8"-27 PTF	SAE
s-3217	5	45° Grease Fittings	1/8"-27 PTF	SAE
s-3218	5	65° Grease Fittings	1/8"-27 PTF	SAE
s-3219	5	90° Grease Fittings	1/8"-27 PTF	SAE
s-3220	5	Special Short Button-Head Grease Fittings	1/8"-27 PTF	SAE
s-3221	5	11/32" Drive Fit Straight Grease Fittings	for 1/4" Drill Hole	13.9mm
s-3222	5	7.94mm Drive Fit Straight Grease Fittings	for 3/16" Drill Hole	13.1mm
s-3223	5	3/8" Drive Fit Straight Grease Fittings	for 5/16" Drill Hole	13.9mm
s-3224	5	M6 x1 Straight Grease Fittings	M6 x 1	16mm Max
s-3225	5	M6 x1 45° Grease Fittings	M6 x 1	21mm Max
s-3226	5	M6 x1 90° Grease Fittings	M6 x 1	18mm Max
s-3227	5	M8 x 1 Straight Grease Fittings	M8 x 1	16mm Max
s-3228	5	M8 x 1 90° Grease Fittings	M8 x 2	18mm Max
s-3229	5	M10 x 1 Straight Grease Fittings	M10 x 1	16mm Max
s-3230	5	M10 x 1 90° Grease Fittings	M10 x 1	18mm Max
s-3231	6	Grease Fitting Set	1/8" x 27, 45°, 90°	SAE
s-3232	6	Grease Fitting Set	M6 x 1 Straight, 45, 90	Metric

HOSE REELS
2700 SERIES

GREASE GUNS
3100/3200 SERIES

MERCHANDISERS

3233



80-Pc Grease Gun Fittings Kit

Part No.	s-3233	
Qty	Part No.	Description
15	#3213	1/4"-28 SAE LT
10	#3214	1/4"-28 SAE 45°
10	#3215	1/4"-28 SAE 90°
25	#3216	1/8"-27 Pipe Thread
10	#3217	1/8"-27 Pipe Thread 45°
10	#3219	1/8"-27 Pipe Thread 90°

MERCHANDISERS

s-Milton44

4' x 4' OVERALL MERCHANDISER

Part No.		s-Milton44			
Part No.	Description	Qty	Part No.	Description	Qty
158	2 foot Extended Reach Lever Blo Gun	2	s-640	2-pc 1/4" ID x 1/4" ID Brass Hose Barb Menders	3
517	12" Extended Reach Dual Head Straight Foot Tire Inflator Gage	1	s-641	2-pc 5/16" ID x 5/16" ID Brass Hose Barb Menders	3
1018	1/4" NPT Polycarbonate Bowl Filter w/ Metal Bowl Guard	2	s-642	2-pc 3/8" ID x 3/8" ID Brass Hose Barb Menders	3
1028	1/4" NPT Polycarbonate Bowl Lubricator w/ Metal Bowl Guard	2	s-684	2-pc 1/8" NPT Male Air Compressor Tank Valves	3
1113	1/4" NPT 5-125 PSI Mid-Size Regulator	2	s-684-4	2-pc 1/4" NPT Male Air Compressor Tank Valves	3
1189	1/8" NPT 0-160 PSI Mini Center Back Mount Pressure Gage	2	s-690	1/4" NPT Dual Head Extended Reach Air Chuck	2
1191	1/4" NPT 0-160 PSI Mini Center Back Mount Pressure Gage	2	s-693	1/4" NPT Dual Head Straight Foot Extended Reach Air Chuck	2
1193	1/4" NPT 0-60 PSI Bottom Mount Pressure Gage	2	s-696	1/4" NPT Kwik-Grip Safety Air Chuck	2
1194	1/4" NPT, 0-160 PSI Bottom Mount Pressure Gage	2	s-698	1/4" NPT Female Single Head Air Chuck w/ Grip Chuck	2
1195	1/4" NPT, 0-300 PSI Bottom Mount Pressure Gage	2	s-699	1/4" NPT Female Single Head Air Chuck	2
1609	1/4" x 25' Nylon Re-Coil Hose	2	s-711	1/4" NPT M-Style® Female Coupler & Male Plug Kit	3
s-107	Compact Lever Button Blo-Gun	2	s-715	1/4" NPT M-Style® Female Coupler	4
s-115	M-Style® Adjustable Aluminum Pocket Blo-Gun	2	s-716	1/4" NPT M-Style® Male Coupler	3
s-116	A-Style Adjustable Aluminum Pocket Blo-Gun	2	s-727	2-pc 1/4" NPT M-Style® Male Plugs	4
s-153	Straight Rubber Lever Tip Blo-Gun	2	s-728	2-pc 1/4" NPT M-Style® Female Plugs	4
s-154	45° Tip Rubber Lever Tip Blo-Gun	2	s-745	1/4" NPT A-M®-T "3-in-1" Female Coupler	3
s-157	Siphon Spray Blo-Gun Kit	2	s-775	1/4" NPT A-Style Female Coupler	3
s-181	Turbo Pistol Grip Blo-Gun	2	s-777	2-pc 1/4" NPT A-Style Male Plugs	3
s-183	3-pc Turbo Blo-Gun Nozzle Kit	2	s-778	2-pc 1/4" NPT A-Style Female Plugs	3
s-211	5-pc M-Style® Coupler & Plug Kit	2	s-783	2-pc 1/4" NPT T-Style Male Plugs	3
s-220	16-pc Compressor Accessory Starter Kit	2	s-785	1/4" NPT T-Style Female Coupler	3
s-404	5-pc Nickel Plated Valve Cores	3	s-786	1/4" NPT T-Style Male Coupler	3
s-435	4-pc Chrome Plated Hex Head Hi-Performance Valve Caps	3	s-921	5-50 PSI Passenger Car Tire Gage	3
s-436	5-pc Nickel Plated Dome Valve Caps	3	s-925	20-120 PSI Truck/RV/Bicycle Tire Gage	3
s-447	Valve Fishing Tool	3	s-927	20-120 PSI Dual Head Truck Tire Gage	3
s-448	Tire Tread Depth Gage	3	s-932	0-60 PSI Dial Type Tire Pressure Gage	2
s-449	Valve Insertion Tool	3	s-934	0-120 PSI Dial Type Dial Pressure Gage w/Tire Depth Gage	2
s-506	Window Tire Inflator Gage w/ Dual Head Chuck	2	s-976	10-160 PSI Dual Head Service Gage	2
s-516	Window Tire Inflator Gage w/ Dual Head Straight Foot Chuck	2	s-986	10-160 PSI Dual Head Straight Foot Service Gage	2
s-522	Bayonet Tire Inflator Gage w/ Dual Head Chuck	2	s-1094-6	3/8" NPT Female x 3/8" NPT Female Ball Valve	2
s-600	2-pc 1/4" NPT x 1/4" ID Male Barb Brass Hose End	3	s-1142	1/4" NPT Piggyback Mini Filter-Regulator	1
s-602	2-pc 1/4" NPT x 3/8" ID Male Barb Brass Hose End	3	s-1145	1/4" NPT Mini Heavy Duty Regulator	1
s-614-4	2-pc 1/4" Male Drain Cocks	3	s-1173	2-pc Mini Disposable Air Desiccant Filter/Dryer Cartridges	2
s-614-6	2-pc 3/8" Male Drain Cocks	3	s-99705	1/4" NPT M-Style® Female Safety Coupler	2



CAM & GROOVE
2000/2100 SERIES

PUSH-TO-CONNECT
2200/2300/2500 SERIES

HOSE REELS
2700 SERIES

GREASE GUNS
3100/3200 SERIES

MERCHANDISERS

MERCHANDISERS

CAM & GROOVE
2000/2100 SERIES

s-BloGun



2' x 2' BLO-GUN MERCHANDISER

Part No.	s-BloGun	
Part No.	Description	Qty
158	2 foot Extended Reach Lever Blo Gun	2
s-115	M-Style® Adjustable Aluminum Pocket Blo-Gun	2
s-116	A-Style Adjustable Aluminum Pocket Blo-Gun	2
s-148	Compact Lever Blo-Gun	2
s-153	Straight Rubber Lever Tip Blo-Gun	2
s-157	Siphon Spray Blo-Gun Kit	2
s-160	Pistol Grip Blo-Gun	2
s-181	Turbo Pistol Grip Blo-Gun	2
s-182	Turbo Extended Reach Pistol Grip Blo-Gun	2
s-183	3-pc Turbo Blo-Gun Nozzle Kit	2

PUSH-TO-CONNECT
2200/2300/2500 SERIES

s-Color1



COLORFIT™ COUPLERS & PLUGS MERCHANDISER

Part No.	s-Color1	
Part No.	Description	Qty
s-303AKIT	3-pc ColorFit™ A-Style Coupler/Plug Kit	3
s-305AKIT	5-pc ColorFit™ A-Style Coupler/Plug Kit	3
s-307AKIT	7-pc ColorFit™ A-Style Coupler/Plug Kit	3
s-314AKIT	14-pc ColorFit™ A-Style Coupler/Plug Kit	3
s-303MKIT	3-pc ColorFit™ M-Style® Coupler/Plug Kit	3
s-305MKIT	5-pc ColorFit™ M-Style® Coupler/Plug Kit	3
s-307MKIT	7-pc ColorFit™ M-Style® Coupler/Plug Kit	3
s-314MKIT	14-pc ColorFit™ M-Style® Coupler/Plug Kit	3
s-303TKIT	3-pc ColorFit™ T-Style Coupler/Plug Kit	3
s-305TKIT	5-pc ColorFit™ T-Style Coupler/Plug Kit	3
s-307TKIT	7-pc ColorFit™ T-Style Coupler/Plug Kit	3
s-314TKIT	14-pc ColorFit™ T-Style Coupler/Plug Kit	3
s-303VKIT	3-pc ColorFit™ HighFlowPRO™ V-Style Coupler/Plug Kit	3
s-305VKIT	5-pc ColorFit™ HighFlowPRO™ V-Style Coupler/Plug Kit	3
s-307VKIT	7-pc ColorFit™ HighFlowPRO™ V-Style Coupler/Plug Kit	3
s-314VKIT	14-pc ColorFit™ HighFlowPRO™ V-Style Coupler/Plug Kit	3

HOSE REELS
2700 SERIES

s-FRL



2' x 2' FILTER, REGULATOR & LUBRICATOR MERCHANDISER

Part No.	s-FRL	
Part No.	Description	Qty
1018	1/4" NPT Polycarbonate Bowl Filter w/ Metal Bowl Guard	1
1020-8	1/2" NPT Metal Bowl Heavy Duty Filter	1
1028	1/4" NPT Polycarbonate Bowl Lubricator w/ Metal Bowl Guard	1
1030	1/2" NPT Polycarbonate Bowl Lubricator w/ Metal Bowl Guard	1
1113	1/4" NPT 5-125 PSI Mid-Size Regulator	1
1115	1/2" NPT 5-125 PSI Mid-Size Regulator	1
1189	1/8" NPT 0-160 PSI Mini Center Back Mount Pressure Gage	2
1191	1/4" NPT 0-160 PSI Mini Center Back Mount Pressure Gage	2
1193	1/4" NPT 0-60 PSI Bottom Mount Pressure Gage	2
1194	1/4" NPT, 0-160 PSI Bottom Mount Pressure Gage	2
1195	1/4" NPT, 0-300 PSI Bottom Mount Pressure Gage	2
s-1142	1/4" NPT Piggyback Mini Filter-Regulator	2
s-1145	1/4" NPT Mini Heavy Duty Regulator	2
s-1173	2-pc Mini Disposable Air Desiccant Filter/Dryer Cartridges	2
s-1174	Mini Air Station w/ Desiccant Dryer Cartridge	2

GREASE GUNS
3100/3200 SERIES

MERCHANDISERS

s-Coupler



2' x 2' COUPLERS & PLUGS MERCHANDISER

Part No.	s-Coupler Description	Qty
s-211	5-pc M-Style® Coupler & Plug Kit	2
s-220	16-pc Compressor Accessory Starter Kit	2
s-711	1/4" NPT M-Style® Female Coupler & Male Plug Kit	4
s-715	1/4" NPT M-Style® Female Coupler	4
s-716	1/4" NPT M-Style® Male Coupler	3
s-727	2-pc 1/4" NPT M-Style® Male Plugs	4
s-728	2-pc 1/4" NPT M-Style® Female Plugs	4
s-745	1/4" NPT A-M®-T "3-in-1" Female Coupler	3
s-775	1/4" NPT A-Style Female Coupler	3
s-777	2-pc 1/4" NPT A-Style Male Plugs	3
s-778	2-pc 1/4" NPT A-Style Female Plugs	3
s-783	2-pc 1/4" NPT T-Style Male Plugs	3
s-784	2-pc 1/4" NPT T-Style Female Plugs	3
s-785	1/4" NPT T-Style Female Coupler	3
s-786	1/4" NPT T-Style Male Coupler	3
s-790	1/4" NPT L-Style Female Coupler	3
s-791	2-pc 1/4" NPT L-Style Male Plugs	3
s-792	2-pc 1/4" NPT L-Style Female Plugs	3
s-1803	1/4" NPT P-Style Female Coupler	3
s-1805	3/8" NPT P-Style Female Coupler	3
s-1809	2-pc 1/4" NPT P-Style Male Plugs	3
s-1815	1/2" NPT G-Style Female Coupler	3
s-1816	1/2" NPT G-Style Male Coupler	3
s-1817	1/2" NPT G-Style Male Plug	3
s-1818	1/2" NPT G-Style Female Plug	3
s-1833	1/4" NPT H-Style Female Coupler	3
s-1835	3/8" NPT H-Style Female Coupler	3
s-1839	2-pc NPT 1/4" H-Style Male Plugs	3
s-99705	1/4" NPT M-Style® Female Safety Coupler	3

s-Hosefit



2' x 2' AIR HOSE & FITTINGS MERCHANDISER

Part No.	s-HoseFit Description	Qty
1667	1/4" x 12' Nylon Re-Koil Hose	1
1669	1/4" x 25' Nylon Re-Koil Hose	1
s-600	2-pc 1/4" NPT x 1/4" ID Male Barb Brass Hose End	3
s-602	2-pc 1/4" NPT x 3/8" ID Male Barb Brass Hose End	3
s-603	2-pc 3/8" NPT x 3/8" ID Male Barb Brass Hose End	3
s-611-4	1/4" NPT x 14" ID Male Barb Brass Full Swivel Hose End	3
s-614-4	2-pc 1/4" Male Drain Cocks	3
s-614-6	2-pc 3/8" Male Drain Cocks	3
s-617	1/4" NPT x 1/4" ID x 5/8" Hose OD Reusable Brass Hose Fitting	3
s-620	1/4" NPT Hose Repair Kit	3
s-621	3/4" NPT x 3/8" ID x 3/8" Hose OD Reusable Brass Hose Fitting	3
s-640	2-pc 1/4" ID x 1/4" ID Brass Hose Barb Mender	3
s-641	2-pc 5/16" ID x 5/16" ID Brass Hose Barb Menders	3
s-642	2-pc 3/8" ID x 3/8" ID Brass Hose Barb Menders	3
s-646	2-pc 1/4" NPT x 1/4" NPT Male Brass Hex Nipples	3
s-647	2-pc 3/8" NPT x 3/8" NPT Male Brass Hex Nipples	3
s-655	1/4" NPT Brass Female Tee	3
s-659	1/4" NPT Female Full Swivel Hose End	3
s-682	5 pc. Tank Conversion Kit	1
s-684	2-pc 1/8" NPT Male Air Compressor Tank Valves	3
s-684-4	2-pc 1/4" NPT Male Air Compressor Tank Valves	3
s-685-6	3/8" NPT Inlet - 1/4" NPT Outlets Aluminum Air Manifold	2

CAM & GROOVE
2000/2100 SERIES

PUSH-TO-CONNECT
2200/2300/2500 SERIES

HOSE REELS
2700 SERIES

GREASE GUNS
3100/3200 SERIES

MERCHANDISERS

MERCHANDISERS

CAM & GROOVE
2000/2100 SERIES

PUSH-TO-CONNECT
2200/2300/2500 SERIES

HOSE REELS
2700 SERIES

GREASE GUNS
3100/3200 SERIES

MERCHANDISERS

s-Gages



2' x 2' INFLATOR, PRESSURE & SERVICE GAGE MERCHANDISER

Part No.	s-Gages	
Part No.	Description	Qty
s-506	Window Tire Inflator Gage w/ Dual Head Chuck	2
s-516	Window Tire Inflator Gage w/ Dual Head Straight Foot Chuck	2
s-522	Bayonet Tire Inflator Gage w/ Dual Head Chuck	2
s-920	10-70 PSI Hi-Pressure Auto Tire Gage w/Depth Gage	3
s-921	5-50 PSI Passenger Car Tire Gage	3
s-925	20-120 PSI Truck/RV/Bicycle Tire Gage	3
s-927	20-120 PSI Dual Head Truck Tire Gage	3
s-928	5-50 PSI Air/Water Filled Tractor Tire Gage	3
s-932	0-60 PSI Dial Type Tire Pressure Gage	2
s-934	0-120 PSI Dial Type Dial Pressure Gage w/Tire Depth Gage	2
s-976	10-160 PSI Dual Head Service Gage	2
s-986	10-160 PSI Dual Head Straight Foot Service Gage	2

s-GrsGun



2' x 4' GREASE GUN & ACCESSORIES MERCHANDISER

Part No.	s-GrsGun	
Part No.	Description	Qty
s-3100	Lever Grease Gun	1
s-3101	Pistol Grease Gun	1
s-3200	Professional Grease Gun Coupler	2
s-3201	Heavy Duty Grease Gun Coupler	2
s-3202	Right Angled Grease Gun Coupler	2
s-3203	360 Degree Swivel Grease Gun Coupler	2
s-3204	12" High Pressure Grease Hose	2
s-3205	18" High Pressure Grease Hose	2
s-3206	Grease Gun Holder	2
s-3207	Grease Injector Needle - Quick Connect	2
s-3208	Narrow Needle Nose Dispenser	2
s-3209	Seal Off Dispenser	2
s-3210	4" Needle Nose Adaptor	2
s-3211	Grease Fitting 1/4"-18 Pipe threads, Short - Straight - 5-pk	2
s-3212	Grease Fitting 1/4"-18 Pipe threads, Short 67.5° - 5-pk	2
s-3213	Grease Fitting 1/4"-28 SAE-LT, Short- Straight - 10-pk	2
s-3214	Grease Fitting 1/4"-28 SAE-LT, Short 45° - 5-pk	2
s-3215	Grease Fitting 1/4"-28 SAE-LT, Short 90° - 5-pk	2
s-3216	Grease Fitting 1/8"-27 Pipe Thread, Straight - 10-pk	2
s-3217	Grease Fitting 1/8"-27 Pipe Thread 45° - 5-pk	2
s-3218	Grease Fitting 1/8"-27 Pipe Thread 65° - 5-pk	2
s-3219	Grease Fitting 1/8"-27 Pipe Thread, 90° - 5-pk	2
s-3221	Grease Fitting Drive Fit Straight, for 1/4" Drill Hole - 5-pk	2
s-3222	Grease Fitting Drive Fit Straight, for 3/16" Drill Hole - 5-pk	2
s-3223	Grease Fitting Drive Fit Straight, for 5/16" Drill Hole - 5-pk	2
s-3224	Grease Fitting M6x1 OAL 16mm Max - Straight - 5-pk	2
s-3225	Grease Fitting M6x1 OAL 21 mm Max 45° - 5-pk	2
s-3226	Grease Fitting M6x1 OAL 18 mm Max 90° - 5-pk	2
s-3227	Grease Fitting M8x1 OAL 16mm Max, Straight - 5-pk	2
s-3228	Grease Fitting M8x1 OAL 18 mm Max 90° - 5-pk	2
s-3229	Grease Fitting M10x1 OAL 16mm Max, Straight - 5-pk	2
s-3231	Grease Fitting Kit - 6-pk	2
s-3232	Grease Fitting Kit - 6-pk	2
s-3233	80-pc SAE Grease Fitting Assortment	2
s-3234	Easy Out Grease Fitting Tool - Small	2
s-3235	Easy Out Grease Fitting Tool - Large	2

s-GrsGun2x2



2' x 2' GREASE GUN & ACCESSORIES MERCHANDISER

Part No.	s-GrsGun2x2	
Part No.	Description	Qty
158	2 foot Extended Reach Lever Blo Gun	2
517	12" Extended Reach Dual Head Straight Foot Tire Inflator Gage	1
1018	1/4" NPT Polycarbonate Bowl Filter w/ Metal Bowl Guard	2
1028	1/4" NPT Polycarbonate Bowl Lubricator w/ Metal Bowl Guard	2
1113	1/4" NPT 5-125 PSI Mid-Size Regulator	2
1189	1/8" NPT 0-160 PSI Mini Center Back Mount Pressure Gage	2
1191	1/4" NPT 0-160 PSI Mini Center Back Mount Pressure Gage	2
1193	1/4" NPT 0-60 PSI Bottom Mount Pressure Gage	2
1194	1/4" NPT, 0-160 PSI Bottom Mount Pressure Gage	2
1195	1/4" NPT, 0-300 PSI Bottom Mount Pressure Gage	2
1669	1/4" x 25' Nylon Re-Koil Hose	2
s-107	Compact Lever Button Blo-Gun	2
s-115	M-Style® Adjustable Aluminum Pocket Blo-Gun	2
s-116	A-Style Adjustable Aluminum Pocket Blo-Gun	2
s-153	Straight Rubber Lever Tip Blo-Gun	2
s-154	45° Tip Rubber Lever Tip Blo-Gun	2
s-157	Siphon Spray Blo-Gun Kit	2
s-181	Turbo Pistol Grip Blo-Gun	2
s-183	3-pc Turbo Blo-Gun Nozzle Kit	2
s-211	5-pc M-Style® Coupler & Plug Kit	2
s-220	16-pc Compressor Accessory Starter Kit	2
s-404	5-pc Nickel Plated Valve Cores	3
s-435	4-pc Chrome Plated Hex Head Hi-Performance Valve Caps	3
s-436	5-pc Nickel Plated Dome Valve Caps	3
s-447	Valve Fishing Tool	3
s-448	Tire Tread Depth Gage	3
s-449	Valve Insertion Tool	3
s-506	Window Tire Inflator Gage w/ Dual Head Chuck	2

s-Hdwe



2' x 2' HARDWARE MERCHANDISER

Part No.	s-Hdwe	
Part No.	Description	Qty
s-107	Compact Lever Button Blo-Gun	2
s-150	Full-Flow Safety Lever Blo-Gun	2
s-153	Straight Rubber Lever Tip Blo-Gun	2
s-211	5-pc M-Style® Coupler & Plug Kit	3
s-437	5-pc Nickel Plated Screwdriver Type Valve Caps	3
s-646	2-pc 1/4" NPT x 1/4" NPT Male Brass Hex Nipples	3
s-690	1/4" NPT Dual Head Extended Reach Air Chuck	3
s-693	1/4" NPT Dual Head Straight Foot Extended Reach Air Chuck	3
s-698	1/4" NPT Female Single Head Air Chuck w/ Grip Chuck	3
s-699	1/4" NPT Female Single Head Air Chuck	3
s-711	1/4" NPT M-Style® Female Coupler & Male Plug Kit	3
s-715	1/4" NPT M-Style® Female Coupler	4
s-716	1/4" NPT M-Style® Male Coupler	4
s-727	2-pc 1/4" NPT M-Style® Male Plugs	4
s-728	2-pc 1/4" NPT M-Style® Female Plugs	4
s-745	1/4" NPT A-M® T "3-in-1" Female Coupler	3
s-775	1/4" NPT A-Style Female Coupler	3
s-777	2-pc 1/4" NPT A-Style Male Plugs	3
s-778	2-pc 1/4" NPT A-Style Female Plugs	3
s-783	2-pc 1/4" NPT T-Style Male Plugs	3
s-784	2-pc 1/4" NPT T-Style Female Plugs	3
s-785	1/4" NPT T-Style Female Coupler	3
s-786	1/4" NPT T-Style Male Coupler	3
s-976	10-160 PSI Dual Head Service Gage	2
s-1816	1/2" NPT G-Style Male Coupler	2
s-1817	1/2" NPT G-Style Male Plug	2
EX25R-02	EXELAIR™ 1/4" NPT Mini Regulator	1
EX25FR40A-02P	EXELAIR™ 1/4" NPT Mini Piggyback FR w/ Poly Bowl	1

CAM & GROOVE
2000/2100 SERIES

PUSH-TO-CONNECT
2200/2300/2500 SERIES

HOSE REELS
2700 SERIES

GREASE GUNS
3100/3200 SERIES

MERCHANDISERS

MERCHANDISERS

CAM & GROOVE
2000/2100 SERIES

PUSH-TO-CONNECT
2200/2300/2500 SERIES

HOSE REELS
2700 SERIES

GREASE GUNS
3100/3200 SERIES

MERCHANDISERS



s-Hdwe2

2' x 4' HARDWARE MERCHANDISER

Part No.		s-Hdwe2			
Part No.	Description	Qty	Part No.	Description	Qty
s-107	Compact Lever Button Blo-Gun	2	s-699	1/4" NPT Female Single Head Air Chuck	4
s-115	M-Style® Adjustable Aluminum Pocket Blo-Gun	2	s-711	1/4" NPT M-Style® Female Coupler & Male Plug Kit	3
s-153	Straight Rubber Lever Tip Blo-Gun	2	s-715	1/4" NPT M-Style® Female Coupler	4
s-160X5A	Aluminum X5 Air Multiplier™ Nozzle	2	s-715-4	4-pc 1/4" NPT M-Style® Female Coupler	2
s-174KIT	Pistol Grip Blo-Gun Kit w/ KWIK-CHANGE® Universal Tip System	2	s-716	1/4" NPT M-Style® Male Coupler	4
s-211	5-pc M-Style® Coupler & Plug Kit	2	s-718	3/8" NPT M-Style® Female Coupler	2
s-220	16-pc Compressor Accessory Starter Kit	2	s-727	2-pc 1/4" NPT M-Style® Male Plugs	4
s-506	Window Tire Inflator Gage w/ Dual Head Chuck	2	s-727-5	5-pc 1/4" NPT M-Style® Male Plugs	2
s-600	2-pc 1/4" NPT x 1/4" ID Male Barb Brass Hose End	3	s-728	2-pc 1/4" NPT M-Style® Female Plugs	4
s-603	2-pc 3/8" NPT x 3/8" ID Male Barb Brass Hose End	3	s-733	2-pc 3/8" NPT M-Style® Male Plugs	2
s-620	1/4" NPT Hose Repair Kit	3	s-745	1/4" NPT A-M®-T "3-in-1" Female Coupler	3
s-640	2-pc 1/4" ID x 1/4" ID Brass Hose Barb Menders	3	s-775	1/4" NPT A-Style Female Coupler	4
s-642	2-pc 3/8" ID x 3/8" ID Brass Hose Barb Menders	3	s-777	2-pc 1/4" NPT A-Style Male Plugs	4
s-643	2-pc 1/4" NPT x 1/4" NPT Female Brass Hex Couplings	3	s-778	2-pc 1/4" NPT A-Style Female Plugs	4
s-646	2-pc 1/4" NPT x 1/4" NPT Male Brass Hex Nipples	3	s-783	2-pc 1/4" NPT T-Style Male Plugs	3
s-647	2-pc 3/8" NPT x 3/8" NPT Male Brass Hex Nipples	3	s-784	2-pc 1/4" NPT T-Style Female Plugs	3
s-648	2-pc 1/4" NPT x 1/4" NPS Ball Socket Brass Hex Nipples	3	s-785	1/4" NPT T-Style Female Coupler	3
s-649	2-pc 1/4" NPS x 1/4" NPS Ball Socket Brass Hex Nipples	3	s-786	1/4" NPT T-Style Male Coupler	3
s-651	2-pc 3/8" MNPT x 1/4" FNPT Brass Reducer Bushings	2	s-925	20-120 PSI Truck/RV/Bicycle Tire Gage	2
s-652	2-pc 1/2" MNPT x 3/8" FNPT Brass Reducer Bushings	2	s-976	10-160 PSI Dual Head Service Gage	2
s-653-2	2-pc 3/8" MNPT x 1/4" FNPT Brass Reducer Bushings	2	s-1815	1/2" NPT G-Style Female Coupler	2
s-657	1/4" NPT Air Hose Swivel Connector	1	s-1817	1/2" NPT G-Style Male Plug	2
s-685-6	3/8" NPT Air Manifold w/ Three 1/4" Outlet Ports	1	s-1835	3/8" NPT H-Style Female Coupler	2
s-690	1/4" NPT Dual Head Extended Reach Air Chuck	3	s-1837	2-pc 3/8" NPT H-Style Male Couplers	2
s-693	1/4" NPT Dual Head Straight Foot Extended Reach Air Chuck	3	EX25PB40A-02P	EXELAIR™ 1/4" NPT Mini Piggyback FR w/ Poly Bowl	1

MERCHANDISERS



s-HvyDuty

2' x 2' HEAVY DUTY MERCHANDISER

Part No.		s-HvyDuty			
Part No.	Description	Qty	Part No.	Description	Qty
159	4 foot Extended Reach Lever Blo Gun	1	s-745	1/4" NPT A-M®-T "3-in-1" Female Coupler	2
501	Window Tire Inflator Gage w/ Dual Head Straight Foot Chuck/ 5' Hose	1	s-746	1/4" NPT A-M®-T "3-in-1" Male Coupler	2
517	12" Extended Reach Dual Head Straight Foot Tire Inflator Gage	1	s-775	1/4" NPT A-Style Female Coupler	2
518	Heavy Duty Truck Inflator Gage w/ Easy On Grip Chuck	1	s-776	1/4" NPT A-Style Male Coupler	2
551	Dual Truck Tire Inflator Gauge with Regulator	1	s-777	2-pc 1/4" NPT A-Style Male Plugs	2
556	Heavy Duty Large Bore Inflator Gauge	1	s-778	2-pc 1/4" NPT A-Style Female Plugs	2
951	12" Heavy Duty Extended Reach Dial Type Tire Gage	1	s-783	2-pc 1/4" NPT T-Style Male Plugs	2
1210	Straight Large Bore Semi-Trailer Air-Brake Testing Tool	1	s-784	2-pc 1/4" NPT T-Style Female Plugs	2
s-153	Straight Rubber Lever Tip Blo-Gun	2	s-785	1/4" NPT T-Style Female Coupler	2
s-154	45° Tip Rubber Lever Tip Blo-Gun	2	s-786	1/4" NPT T-Style Male Coupler	2
s-184	Turbo Blo Gun Engine Cleaner	1	s-927	20-120 PSI Dual Head Truck Tire Gage	2
s-211	5-pc M-Style® Coupler & Plug Kit	2	s-929	Dual Head Straight Foot Truck Tire Gage	2
s-230	Truck Air Seat Blo-Gun Kit	2	s-976	10-160 PSI Dual Head Service Gage	2
s-400-6	2-pc Safe-T-Flate Valve Extensions	2	s-982	Large Bore Dual Head Service Gage	2
s-404	5-pc Nickel Plated Valve Cores	2	s-986	10-160 PSI Dual Head Straight Foot Service Gage	2
s-440-4	4 1/8" Truck Valve Extension	2	s-1145	1/4" NPT Mini Heavy Duty Regulator	2
s-444	2-in-1 Valve Core Tool	2	s-1803	1/4" NPT P-Style Female Coupler	2
s-448	Tire Tread Depth Gage	2	s-1805	3/8" NPT P-Style Female Coupler	2
s-506	Window Tire Inflator Gage w/ Dual Head Chuck	2	s-1806	3/8" NPT P-Style Male Coupler	2
s-516	Window Tire Inflator Gage w/ Dual Head Straight Foot Chuck	2	s-1807	2-pc 3/8" NPT P-Style Male Plugs	2
s-522	Bayonet Tire Inflator Gage w/ Dual Head Chuck	2	s-1808	2-pc 3/8" NPT P-Style Female Plugs	2
s-693	1/4" NPT Dual Head Straight Foot Extended Reach Air Chuck	2	s-1809	2-pc 1/4" NPT P-Style Male Plugs	2
s-693-12	12 3/4" Extended Reach Dual Head Straight Foot Air Chuck	2	s-1815	1/2" NPT G-Style Female Coupler	2
s-711	1/4" NPT M-Style® Female Coupler & Male Plug Kit	2	s-1816	1/2" NPT G-Style Male Coupler	2
s-715	1/4" NPT M-Style® Female Coupler	2	s-1817	1/2" NPT G-Style Male Plug	2
s-716	1/4" NPT M-Style® Male Coupler	2	s-1818	1/2" NPT G-Style Female Plug	2
s-718	3/8" NPT M-Style® Female Coupler	2	s-1836	3/8" NPT H-Style Male Coupler	2
s-727	2-pc 1/4" NPT M-Style® Male Plugs	2	s-1839	2-pc 1/4" NPT H-Style Male Plugs	2
s-728	2-pc 1/4" NPT M-Style® Female Plugs	2			

CAM & GROOVE
2000/2100 SERIES

PUSH-TO-CONNECT
2200/2300/2500 SERIES

HOSE REELS
2700 SERIES

GREASE GUNS
3100/3200 SERIES

MERCHANDISERS

MERCHANDISERS

CAM & GROOVE
2000/2100 SERIES

PUSH-TO-CONNECT
2200/2300/2500 SERIES

HOSE REELS
2700 SERIES

GREASE GUNS
3100/3200 SERIES

MERCHANDISERS



s-PBE

2' x 4' PAINT & BODY MERCHANDISER

Part No.	Description	Qty	s-PBE Part No.	Description	Qty
1001-16	16oz Air Tool Oil	2	s-657	1/4" NPT Air Hose Swivel Connector	2
1019	3/8" NPT Polycarbonate Bowl Filter w/ Metal Bowl Guard	1	s-680-2	30" 3/8" ID x 1/4" NPT x 1/4" NPT Swivel End Snubber Hose	2
1029	3/8" NPT Polycarbonate Bowl Lubricator w/ Metal Bowl Guard	1	s-685-6	3/8" NPT Inlet - 1/4" NPT Outlets Aluminum Air Manifold	2
1114	3/8" NPT 5-125 PSI Mid-Size Regulator	1	s-711	1/4" NPT M-Style® Female Coupler & Male Plug Kit	3
1191	1/4" NPT 0-160 PSI Mini Center Back Mount Pressure Gage	1	s-715	1/4" NPT M-Style® Female Coupler	3
1194	1/4" NPT, 0-160 PSI Bottom Mount Pressure Gage	1	s-716	1/4" NPT M-Style® Male Coupler	3
1669	1/4" x 25' Nylon Re-Koil Hose	1	s-727	2-pc 1/4" NPT M-Style® Male Plugs	3
MA3835OR	Milton® Cobra Flex PU Hybrid 3/8" x 35' w/ 1/4" NPT	2	s-727-5	5-pc 1/4" NPT M-Style® Male Plugs	2
MA3850OR	Milton® Cobra Flex PU Hybrid 3/8" x 50' w/ 1/4" NPT	2	s-728	2-pc 1/4" NPT M-Style® Female Plugs	3
s-115	M-Style® Adjustable Aluminum Pocket Blo-Gun	2	s-745	1/4" NPT A-M®-T "3-in-1" Female Coupler	2
s-117	T-Style Adjustable Aluminum Pocket Blo-Gun	2	s-746	1/4" NPT A-M®-T "3-in-1" Male Coupler	2
s-148	Compact Lever Blo-Gun	2	s-760	2-pc 1/4" NPT HighFlowPRO® V-Style Male Brass Plugs	3
s-153	Straight Rubber Lever Tip Blo-Gun	2	s-761	2-pc 1/4" NPT HighFlowPRO® V-Style Female Brass Plugs	3
s-211	5-pc M-Style® Coupler & Plug Kit	2	s-764	1/4" NPT HighFlowPRO® V-Style Female Brass Coupler	3
s-217	6-pc 1/4" NPT V-Style HighFlowPRO® Coupler & Plug Set	2	s-765	1/4" NPT HighFlowPRO® V-Style Male Brass Coupler	3
s-220	16-pc Compressor Accessory Starter Kit	2	s-783	2-pc 1/4" NPT T-Style Male Plugs	2
s-600	2-pc 1/4" NPT x 1/4" ID Male Barb Brass Hose End	2	s-784	2-pc 1/4" NPT T-Style Female Plugs	2
s-601	2-pc 1/4" NPT x 5/16" ID Male Barb Brass Hose End	2	s-785	1/4" NPT T-Style Female Coupler	2
s-602	2-pc 1/4" NPT x 3/8" ID Male Barb Brass Hose End	2	s-786	1/4" NPT T-Style Male Coupler	2
s-638	1/4" Female x 1/4" Male In-Line Flow Control Valve	2	s-1173	2-pc Mini Disposable Air Desiccant Filter/Dryer Cartridges	1
s-646	2-pc 1/4" NPT x 1/4" NPT Male Brass Hex Nipples	3	s-99705	1/4" NPT M-Style® Female Safety Coupler	1
s-646-1	2-pc 1/4" NPT x 3/8" NPT Male Brass Hex Nipples	2	s-99706	1/4" NPT M-Style® Male Safety Coupler	1

s-PneuAcc



2' x 2' PNEUMATIC ACCESSORY MERCHANDISER

Part No.	s-PneuAcc	
Part No.	Description	Qty
s-690	1/4" NPT Dual Head Extended Reach Air Chuck	2
s-690-12	12 1/4" Extended Reach Dual Head Air Chuck	2
s-693	1/4" NPT Dual Head Straight Foot Extended Reach Air Chuck	2
s-693-12	12 3/4" Extended Reach Dual Head Straight Foot Air Chuck	2
s-696	1/4" NPT Kwik-Grip Safety Air Chuck	2
s-697	1/4" ID Hose Barb Easy-On Air Chuck with Grip Chuck	2
s-697-2	1/4" NPT Female European Style Easy-On Air Chuck with Grip Chuck Clip	2
s-698	1/4" NPT Female Single Head Air Chuck w/ Grip Chuck	2
s-699	1/4" NPT Female Single Head Air Chuck	2
s-1060	95-125 PSI Compressor Pressure Switch	1
s-1062	140-174 PSI Compressor Pressure Switch	1
s-1086-2	1/8" NPT Pneumatic Exhaust Muffler	2
s-1086-4	1/4" NPT Pneumatic Exhaust Muffler	2
s-1086-6	3/8" NPT Pneumatic Exhaust Muffler	2
s-1088-4	1/4" NPT Breather Exhaust Vent	2
s-1088-6	3/8" NPT Breather Exhaust Vent	2
s-1088-8	1/2" NPT Breather Exhaust Vent	2
s-1090-125	1/4" NPT ASME Safety Valve - (125 PSI Max)	2
s-1090-150	1/4" NPT ASME Safety Valve - (150 PSI Max)	2
s-1090-200	1/4" NPT ASME Safety Valve - (200 PSI Max)	2
s-1091-1	1/2" NPT Male Compressor Tank Check Valve	2
s-1092-1	1/2" NPT Male X 1/2" NPT Female Tank Check Valve	2
s-1093-4	1/4" NPT Female Air/Water/Oil In-Line Check Valves	2
s-1093-8	1/2" NPT Female Air/Water/Oil In-Line Check Valves	2
s-1094-4	1/4" NPT Female x 1/4" NPT Female Ball Valve	2
s-1094-6	3/8" NPT Female x 3/8" NPT Female Ball Valve	2

s-PTC



2' x 4' PUSH-TO-CONNECT MERCHANDISER

Part No.	s-PTC	
Part No.	Description	Qty
2340KIT	Push-to-Connect 1/4" OD Fitting & Tube Kit	1
2360KIT	Push-to-Connect 3/8" OD Fitting & Tube Kit	1
2370KIT	Push-to-Connect 1/2" OD Fitting & Tube Kit	1
s-2200-2	1/4" OD Male Connector - 1/8" NPT	2
s-2200-3	1/4" OD Male Connector - 1/4" NPT	4
s-2200-4	1/4" OD Male Connector - 3/8" NPT	2
s-2202-2	1/4" OD Male Swivel Elbow - 1/8" NPT	2
s-2202-3	1/4" OD Male Swivel Elbow - 1/4" NPT	2
s-2202-4	1/4" OD Male Swivel Elbow - 3/8" NPT	2
s-2207-1	1/4" OD Straight Union Fitting	4
s-2209-1	1/4" OD Elbow Union Fitting	4
s-2210-1	1/4" OD "Tee" Union Fitting	2
s-2200-8	3/8" OD Male Connector - 1/8" NPT	2
s-2200-9	3/8" OD Male Connector - 1/4" NPT	2
s-2200-10	3/8" OD Male Connector - 3/8" NPT	4
s-2202-9	3/8" OD Male Swivel Elbow - 1/4" NPT	2
s-2202-10	3/8" OD Male Swivel Elbow - 3/8" NPT	2
s-2202-11	3/8" OD Male Swivel Elbow - 1/2" NPT	2
s-2207-3	3/8" OD Straight Union Fitting	4
s-2209-3	3/8" OD Elbow Union Fitting	4
s-2210-3	3/8" OD "Tee" Union Fitting	2
s-2541-50	1/4" OD x 50-ft Push-to-Connect Polyurethane Tubing	1
s-2561-50	3/8" OD x 50-ft Push-to-Connect Polyurethane Tubing	1
s-2571-50	1/2" OD x 50-ft Push-to-Connect Polyurethane Tubing	1

CAM & GROOVE
2000/2100 SERIES

PUSH-TO-CONNECT
2200/2300/2500 SERIES

HOSE REELS
2700 SERIES

GREASE GUNS
3100/3200 SERIES

MERCHANDISERS

MERCHANDISERS

CAM & GROOVE
2000/2100 SERIES

PUSH-TO-CONNECT
2200/2300/2500 SERIES

HOSE REELS
2700 SERIES

GREASE GUNS
3100/3200 SERIES

MERCHANDISERS

s-TireHrdw



s-TIREHRDW 2' x 2' TIRE HARDWARE MERCHANDISER

Part No.	s-TireHrdw	
Part No.	Description	Qty
s-400-6	2-pc Safe-T-Flate Valve Extensions	3
s-404	5-pc Nickel Plated Valve Cores	3
s-409	Hi-Performance Clamp-In Tire Valve	3
s-413	2-pc 1 1/4" Snap-In Tubeless Tire Valve	3
s-413-1	2-pc 1 1/4" Snap-In Chrome Sleeve Tubeless Tire Valve	3
s-414	2-pc 1 1/2" Snap-In Tubeless Tire Valve	3
s-415	2-pc 1 1/4" Snap-In Tubeless Tire Valve	3
s-418	2-pc 2" Snap-In Tubeless Tire Valve	3
s-423	2-pc 2 1/2" Snap-In Tubeless Tire Valve	3
s-425	2-pc 2" Snap-In Tubeless Tire Valve	3
s-435	4-pc Chrome Plated Hex Head Hi-Performance Valve Caps	3
s-436	5-pc Nickel Plated Dome Valve Caps	3
s-437	5-pc Nickel Plated Screwdriver Type Valve Caps	3
s-439	5-pc Black Plastic Dome Valve Caps	3
s-442	4-pc 1-1/4" Brass Valve Extensions	3
s-443	3-in-1 Valve Extractor Tool	3
s-444	2-in-1 Valve Core Tool	3
s-445	4-in-1 Valve Repair Tool	3
s-446	2-in-1 Tube Deflator & Core Remover Tool	3
s-447	Valve Fishing Tool	3
s-448	Tire Tread Depth Gage	3
s-449	Valve Insertion Tool	3
s-451	4-pc 3/4" Plastic Valve Extensions	3
s-452	4-pc 1-1/4" Plastic Valve Extensions	3
s-453	4-pc 1-1/2" Plastic Valve Extensions	3
s-454	4-pc 2" Plastic Valve Extensions	3
s-464	2-pc Tractor Valve Replacement Core Housing	3
s-466	3-pc Air/Water Adapter Kit	3

s-Truckline



2' x 2' TRUCKLINE MERCHANDISER

Part No.	s-Truckline	
Part No.	Description	Qty
517	12" Extended Reach Dual Head Straight Foot Tire Inflator Gage	2
518	Heavy Duty Truck Inflator Gage w/ Easy On Grip Chuck	2
951	12" Heavy Duty Extended Reach Dial Type Tire Gage	2
956	9" Heavy Duty Large Bore Dial Type Tire Gage	2
1210	Straight Large Bore Semi-Trailer Air-Brake Testing Tool	2

INDEX

Box	Bulk	Retail Pkg	Pg
08-A1-506			32
98-A1-501			32
107		s-107	5
	115BK	s-115	7
		s-116	7
		s-117	7
		s-118	7
	120BK	s-120	5
122			5
123			5
131			5
132			6
133			5
134			5
	148BK	s-148	6
149			6
150	150BK		6
151			7
152	152BK	s-152	7
	153BK	s-153	8
		s-154	8
155			8
		s-156	8
	157BK	s-157	8
	158BK	158	7
	159BK	159	7
	160BK	s-160	9
		s-160CHIP	10
		s-160SIL	10
		s-160X5A	4
		s-160X5P	4
		161	9
		162	9
		s-163	10
		s-164	10
		s-167	2
		s-168	4
		s-168ADP	4
		s-168RUB	4
		s-168VEN	4
		s-174KIT	2
		s-177	9
		s-181	11
		s-182	11
		s-183	11
		s-184	11
		s-194KIT	3
		s-197	3
209	209BK	s-209	14
		s-210	14 + 53

Box	Bulk	Retail Pkg	Pg
		s-211	14 + 53
		S-212	14 + 53
		s-213	14 + 55
		s-215	15 + 56
		s-216	15 + 54
		s-217	15 + 54
		s-218	15 + 53
		s-219	15 + 53
		s-220	16
		s-221	16 + 53
		s-222	16 + 53
		s-223	17 + 59
		s-224	17 + 60
		s-225	17 + 43
		s-230	17 + 43
		s-300	17
350		s-350	17
		s-303AKIT	51
		s-303MKIT	51
		s-303TKIT	51
		s-303VKIT	51
		s-305AKIT	51
		s-305MKIT	51
		s-305TKIT	51
		s-305VKIT	51
		s-307AKIT	51
		s-307MKIT	51
		s-307TKIT	51
		s-307VKIT	51
		s-312MKIT	18
		s-325HKIT	18
		s-314AKIT	51
		s-314MKIT	51
		s-314TKIT	51
		s-314VKIT	51
	400-6BK	s-400-6	21
404	404-100	s-404	21
406			21
409		s-409	21

Box	50-Pk Bulk	500-Pk Bulk	Retail Pkg	Pg
413-10	413-50	413-500	s-413	21
413-1			s-413-1	22
414-10	414-50	414-500	s-414	21
415-10	415-50	415-500	s-415	21
418-10	418-50	418-500	s-418	21
423-10	423-50	423-500	s-423	21
425-10	425-50	425-500	s-425	21

Box	Bulk	Retail Pkg	Pg
434			22
435		s-435	22
436		s-436	22
437		s-437	22
438		s-438	22
439		s-439	22
440			22
440-1			22
440-2			22
440-3			22
440-4		s-440-4	22
440-5			22
		s-441	22
		s-442	22
		s-443	23
444		s-444	23
445		s-445	23
		s-446	23
		s-447	23
448		s-448	23
		s-449	24
451		s-451	24
452		s-452	24
453		s-453	24
454		s-454	24
462		s-462	24
463			24
464		s-464	24
		s-465	24
		s-466	24
469		s-469	25
470			25
471			25
473			25
474			25
476			25
481			25
482			25
483			25
484			25
485			25
486		s-486	25
492			26

Box	Bulk	Retail Pkg	Pg
493-10	493-50		26
494-10	494-50		26

INDEX

Box	Bulk	Retail Pkg	Pg
500-4			35
500-6			42
500-7			42
500-43			35
501			32
502			32
503			32
		s-504	32
		s-505	32
		s-506	32
506-79A			35
507A			35
507B			35
508			33
509			33
510			33
511			33
512A			35
513			33
514			33
		s-516	32
517			33
518			33
519			33
		s-520	34
		s-521	34
		s-522	34
523			34
526			35
527			35
528			35
529			35
		s-530	27
		s-531	27
550			33
551			33
552			33
553			33
556			33
		s-568	27
572A			31
572D			30
573A			31
573D			30
		s-574A	31
		s-574D	30
		s-575A	31
		s-575D	30
		s-576A	31
		s-576D	30

Box	Bulk	Retail Pkg	Pg
		s-577A	31
		s-577D	30
		s-578A	31
		s-578D	30
		s-580e	29
		s-582e	29
		s-583e	29
		s-584e	29
		s-585e	29
		s-586e	29
		s-587e	29
		s-588e	29
600	600BK	s-600	38
600-2			38
600-3			38
600-4			38
601	601BK	s-601	38
602	602BK	s-602	38
603	603BK	s-603	38
604			38
604-1	604-1BK		38
605		s-605	38
605-1			38
605-2		s-605-2	38
605-3			38
611-4		s-611-4	38
611-6		s-611-6	38
612-6		s-612-6	38
613-6			38
613-8			38
614-2	614-2BK	s-614-2	41
614-4	614-4BK	s-614-4	41
614-6		s-614-6	41
615	615BK	s-615	38
615-8			38
616			39
617		s-617	38
618			39
		s-620	40
		s-621	38
621-11			38
622			38
623			39
		s-637	42
		s-638	42
		s-638-1	42
638-7			42
		s-639	42
640	640BK	s-640	39
641		s-641	39

Box	Bulk	Retail Pkg	Pg
642	642BK	s-642	39
642-1			39
643	643BK	s-643	39
643-1		s-643-1	39
643-3		s-643-3	39
646	646BK	s-646	39
646-1		s-646-1	39
647		s-647	39
647-1			39
647-2			39
		s-648	39
		s-649	39
650		s-650	39
651	651BK	s-651	39
651-1	651-1BK		39
652		s-652	39
652-1			39
652-4			39
652-8		s-652-8	39
653		s-653	39
653-2		s-653-2	39
653-4	653-4BK	s-653-4	39
655		s-655	41
655-1		s-655-1	41
656		s-656	41
		s-656-1	41
		s-657	40
		s-657-1	40
		s-657-2	40
		s-657-3	40
658	658BK	s-658	40
658-1	658-1BK	s-658-1	40
659		s-659	40
660			40
663		s-663	39
		s-676	39
		s-680	45
		s-680-1	45
		s-680-2	45
		s-680-3	45
681			45
681-1			45
		s-682	41
683-4		s-683-4	41
683-5		s-683-5	41
683-6			41
684	684BK	s-684	41
684-4	684-4BK	s-684-4	41
685-4		s-685-4	41
685-6		s-685-6	41

INDEX

Box	Bulk	Retail Pkg	Pg
690	690BK	s-690	42
		s-690-12	42
691	691BK		42
		s-692	42
693	693BK	s-693	42
		s-693-12	42
694	694BK		42
695	695BK	s-695	42
		s-696	42
697		s-697	42
697-2		s-697-2	42
698	698BK	s-698	42
699	699BK	s-699	42
707			53
711		s-711	53
713	713BK		53
714	714BK		53
715	715BK	s-715	53
		s-715-4	53
		715MC	51
715SFTY		s-715SFTY	52
716	716BK	s-716	53
		716MC	51
716SFTY		s-716SFTY	52
717	717BK		53
717-6	717-6BK		53
718	718BK	s-718	53
718SFTY		s-718SFTY	52
719	719BK	s-719	53
719SFTY		s-719SFTY	52
726			53
727	727BK	s-727	53
		s-727-5	53
		727MC-20	51
728	728BK	s-728	53
		728MC-20	51
729			53
731	731BK	s-731	53
732	732BK	s-732	53
733	733BK	s-733	53
736	736BK		53
736-6	736-6BK		53
745	745BK	s-745	55
746	746BK	s-746	55
755	755BK	s-755	53
756	756BK	s-756	53
760		s-760	54
760-1		s-760-1	54
		760VC-20	51
761		s-761	54
761-1		s-761-1	54

Box	Bulk	Retail Pkg	Pg
		761VC-20	51
762		s-762	54
762-1		s-762-1	54
763		s-763	54
763-1		s-763-1	54
764		s-764	54
764SFTY		s-764SFTY	52
		764VC	51
765		s-765	54
765SFTY		s-765SFTY	52
		765VC	51
766		s-766	54
766SFTY		s-766SFTY	52
767		s-767	54
767SFTY		s-767SFTY	52
768			53 & 56
		s-772	55
775	775BK	s-775	55
		s-775-4	55
		775AC	51
775SFTY		s-775SFTY	52
776	776BK	s-776	55
776-4			55
776-6			55
		776AC	51
776SFTY		s-776SFTY	52
777	777BK	s-777	55
777-4	777-4BK		55
777-6			55
		777AC-20	51
778	778BK	s-778	55
		778AC-20	51
779			56
		s-782	56
783			56
		783TC-20	51
784			56
		784TC-20	51
785	785BK	s-785	56
785SFTY		s-785SFTY	52
		785TC	51
786	786BK	s-786	56
786-4			56
786-6			56
786SFTY		s-786SFTY	52
		786TC	51
787	787BK		56
788			56
789			56
790	790BK	s-790	57
791	791BK	s-791	57

Box	Bulk	Retail Pkg	Pg
792	792BK	s-792	57
794		s-794	57
795			57
796			57
797			57
798			57
802			63
805			63
805 KIT			63
807			63
819			63
825			63
827			63
838			63
839			63
	911BK	s-911	65
	914BK	s-914	65
	917BK	s-917	65
	920BK	s-920	65
	921BK	s-921	65
	923BK	s-923	65
	925BK	s-925	65
	927BK	s-927	65
	928BK	s-928	65
	929BK	s-929	65
		s-931	65
		s-932	65
		s-933	65
		s-934	65
		s-935	66
		s-936	66
		951	66
		956	66
		s-976	66
		s-976C	64
		s-976CKB	64
		s-982	26 & 66
		s-982C	64
		s-982CKB	64
		s-986	66
		s-986C	64
		s-986CKB	64
986BNT		s-986BNT	66
		s-986CBNT	64
		s-986CBNTKB	64
		1001	75
		1001-4	75
		1001-16	75
		1001-32	75
		1002	75
		1002-32	75

INDEX

Box	Bulk	Retail Pkg	Pg
		1018	70
1018M			75
1018P			75
1018-6			70
		1018-8	71
		1019	70
1019-6			70
		1019-8	71
		1020	70
1020-6			70
		1020-8	71
1022-8			71
1022-10			71
1026			73
1026-8			73
1027			73
1027-8			73
		1028	74
1028P			75
		1028-8	74
		1029	74
		1029-8	74
		1030	74
		1030-8	74
1031-8			74
1035			71
1036			71
1037			71
1037-8			71
1051-2			81
1051-3			81
1052-1			81
1052-2			81
1052-3			81
1053-2			81
		s-1060	81
		s-1062	81
1071			79
1072			80
1072-2			80
1086-2	1086-2BK	s-1086-2	82
1086-4	1086-4BK	s-1086-4	82
1086-6	1086-6BK	s-1086-6	82
1086-8	1086-8BK		82
		s-1086-14	82
		s-1086-18	82
		s-1086-19	82
		s-1086-20	82
		s-1086-21	82
		s-1086-38	82
		s-1086-50	82

Box	Bulk	Retail Pkg	Pg
1088-2			83
1088-4		s-1088-4	83
1088-6		s-1088-6	83
1088-8		s-1088-8	83
1090-70		s-1090-70	83
1090-125		s-1090-125	83
1090-150		s-1090-150	83
1090-200		s-1090-200	83
1091		s-1091	83
1091-1		s-1091-1	83
1091-2			83
1092-1		s-1092-1	83
1092-2			83
1093-4		s-1093-4	83
1093-8		s-1093-8	83
1093-12			83
1094-4		s-1094-4	84
1094-6		s-1094-6	84
1094-8		s-1094-8	84
1094-12			84
1094-16			84
1095-125			84
1095-150			84
1097-6		s-1097-6	84
1097-8		s-1097-8	84
1098-4			84
1098-6			84
1100			76
1100M			77
1101			76
1101M			77
1102			76
1102M			77
1103M			77
1104M			77
1106			76
1106-1			77
1107			76
1108			76
		1109	78
1109-1			78
		1109-5	78
		1110	78
1110-1			78
		1110-5	78
		1111	78
1111-1			78
		1111-5	78
		1113	72
		1113-8	72
		1114	72

Box	Bulk	Retail Pkg	Pg
		1114-8	72
		1115	72
		1115-8	72
1118-1			70
1118-2			70
		s-1118-3	70
1120-1			70
1120-6			70
1120-8			71
1122-8			71
1131-9			75
1131-10			75
1132-8			75
1139-1			82
1139-2			82
1139-3			82
		s-1140	76
		s-1142	78
1142-1			78
1142-2			78
		s-1144	70
1144M			70
1144-1			70
1144-2			70
1145-1			72
1145-2			72
	1145BK	s-1145	72
		s-1146	72
		s-1150	74
1150M			74
1150-1			74
1152			75
1152-1			75
1160			73
1163			73
		s-1163-1	73 + 75
		s-1163-2	81
		s-1163-3	80
		s-1163-4	80
		s-1163-5	80
		s-1163-6	80
		s-1163-7	81
		s-1163-8	80
		s-1163-9	80
		s-1163-10	80
		s-1163-11	80
		s-1163-12	81
		s-1163-13	81
		s-1163-14	73
		s-1163-15	73
		s-1163-22	73

INDEX

Box	Bulk	Retail Pkg	Pg
1165			73
1166			73
1167			73
1168			71
1170			79
		1170-1	79
1170-2			79
		1170-8	79
	1173BK	s-1173	79
		s-1174	79
1174-7			79
1180-1			82
1180-2		s-1180-2	82
		1188	73
		1189	73
		1190	73
		1191	73
		1192	73
		1193	73
		1194	73
		1195	73
		1210	85
		s-1235	85
		s-1251	85
1251-2			85
		s-1253	85
1253-1			85
		s-1255	86
		s-1257	86
		1260	86
		1260M	86
1455			21
1457			22
1460			26
1470			26
1471			26
1472			26
1475			26
1477			26
1496			26
1623-10			46
1623-11			46
1624-10			46
1624-11			46
1626			45
1626-1			45
1626-2			45
	1627-100		47
	1627-250		47
	1627-500BK		47
1628-1			46

Box	Bulk	Retail Pkg	Pg
	1629-100		47
	1629-250		47
	1629-500BK		47
1630			46
	1630-100		46
	1630-250		46
	1630-500BK		46
1631			46
1632			46
	1632-100		46
	1632-200		46
	1632-500BK		46
1633			46
1634			46
1635			46
1636			46
1636-1			46
1636-150			46
1636-500BK			46
1642			47
	1642-500BK		47
1643			47
1644			47
1645			47
1654-2	1654-2BK		45
1654-3	1654-3BK		45
1654-4	1654-4BK		45
1654-5	1654-5BK		45
1654-6	1654-6BK		45
1654-7	1654-7BK		45
1654-8	1654-8BK		45
1654-9	1654-9BK		45
1654-12	1654-12K		45
		1667	44
		1669	44
		1669-1	44
1669-100			44
		1670	44
1671-10			44
1671-20			44
1671-30			44
1672-20			44
1672-30			44
1673-20			44
		1674	44
		1674-4	44
		1675	44
		1675-1	44
		1675-4	44
		1675-5	44
1700			47

Box	Bulk	Retail Pkg	Pg
1702-4	1702-4BK		47
1703-6			47
1704-6			47
1704-8			47
1705-4			47
1705-6			47
1706-4			47
1706-6		s-1706-6	47
1717-4	1717-4BK		53
1717-6	1717-6BK		53
1736-4	1736-4BK		53
1736-6	1736-6BK		53
1746-6	1746-6BK		58
1740-4			47
1742-6			47
1747-6	1747-6BK		58
1761	1761BK		61
1762			61
1763			61
1764	1764BK		61
1765	1765BK		61
1766			61
1767	1767BK		61
1768			61
1777-6			55
1783-6			56
1786-4			56
1786-6			56
1796-6	1796-6BK		59
1797-6			59
		s-1802	58
1803	1803BK	s-1803	58
1803SFTY		s-1803SFTY	52
1804	1804BK	s-1804	58
1804SFTY		s-1804SFTY	52
1805	1805BK	s-1805	58
1805SFTY		s-1805SFTY	52
1806	1806BK	s-1806BK	58
1806SFTY		s-1806SFTY	52
1806-6	1806-6BK		58
1807	1807BK	s-1807	58
1807-6			58
1808	1808BK	s-1808	58
1809	1809BK	s-1809	58
1810	1810BK	s-1810	58
1813			60
1814			60
1815	1815BK		60
		s-1815-2	60
1815SFTY		s-1815SFTY	52
1816	1816BK	s-1816	60

INDEX

Box	Bulk	Retail Pkg	Pg
1816SFTY		s-1816SFTY	52
1817	1817BK	s-1817	60
1818	1818BK	s-1818	60
1819	1819BK		60
1820			60
1833	1833BK	s-1833	59
1833SFTY		s-1833SFTY	52
1834	1834BK	s-1834	59
1834SFTY		s-1834SFTY	52
1835	1835BK	s-1835	59
		s-1835-4	59
1835SFTY		s-1835SFTY	52
1836	1836BK	s-1836	59
1836-6			59
1836SFTY		s-1836SFTY	52
1837	1837BK	s-1837	59
1837-6	1837-6BK		59
1838	1838BK	s-1838	59
1839	1839BK	s-1839	59
1840	1840BK	s-1840	59
1855	1855BK		60
1857	1857BK		60
1858	1858BK		60
1859	1859BK		60
1860			60
1862			62
1862-4			62
1862-6			62
1862-8			62
1862-10			62
1862-12			62
1862-14			62
1863			62
1863-2			62
1863-4			62
1863-6			62
1863-8			62
1864			62
1864-2			62
1864-4			62
1864-6			62
1864-8			62
1864-10			62
1864-12			62
1864-14			62
1865-1			62
1865-2			62
1865-3			62
1865-4			62
1875			59
1877			59

Box	Bulk	Retail Pkg	Pg
1878			59
2001-1			87
2001-2			87
2001-3			87
2001-4			87
2001-5			87
2001-6			87
2001-7			87
2001-8			87
2001-9			87
2002-1			87
2002-2			87
2002-3			87
2002-4			87
2002-5			87
2002-6			87
2002-7			87
2002-8			87
2002-9			87
2003-1			87
2003-2			87
2003-3			87
2003-4			87
2003-5			87
2003-6			87
2003-7			87
2003-8			87
2003-9			87
2004-1			87
2004-2			87
2004-3			87
2004-4			87
2004-5			87
2004-6			87
2004-7			87
2004-8			87
2004-9			87
2005-1			88
2005-2			88
2005-3			88
2005-4			88
2005-5			88
2005-6			88
2005-7			88
2005-8			88
2005-9			88
2006-1			88
2006-2			88
2006-3			88
2006-4			88
2006-5			88

Box	Bulk	Retail Pkg	Pg
2006-6			88
2006-7			88
2006-8			88
2006-9			88
2007-1			88
2007-2			88
2007-3			88
2007-4			88
2007-5			88
2007-6			88
2007-7			88
2007-8			88
2007-9			88
2008-1			88
2008-2			88
2008-3			88
2008-4			88
2008-5			88
2008-6			88
2008-7			88
2008-8			88
2008-9			88
2009-1			88
2009-2			88
2009-3			88
2009-4			88
2009-5			88
2009-6			88
2009-7			88
2010-1			88
2010-2			88
2010-3			88
2010-4			88
2101-1			87
2101-2			87
2101-3			87
2101-4			87
2101-5			87
2101-7			87
2102-1			87
2102-2			87
2102-3			87
2102-4			87
2102-5			87
2102-7			87
2103-1			87
2103-2			87
2103-3			87
2103-4			87
2103-5			87
2103-7			87

INDEX

Box	Bulk	Retail Pkg	Pg
2104-1			87
2104-2			87
2104-3			87
2104-4			87
2104-5			87
2104-7			87
2105-1			88
2105-2			88
2105-3			88
2105-4			88
2105-5			88
2105-7			88
2106-1			88
2106-2			88
2106-3			88
2106-4			88
2106-5			88
2106-7			88
2107-1			88
2107-2			88
2107-4			88
2107-5			88
2107-7			88
2108-1			88
2108-2			88
2108-4			88
2108-5			88
2108-7			88
2200-1			89
2200-2		s-2200-2	89
2200-3		s-2200-3	89
2200-4		s-2200-4	89
2200-5			89
2200-6			89
2200-8		s-2200-8	89
2200-9		s-2200-9	89
2200-10		s-2200-10	89
2200-11			89
2200-12		s-2200-12	89
2200-13			89
2200-14			89
2202-1			89
2202-2		s-2202-2	89
2202-3		s-2202-3	89
2202-4		s-2202-4	89
2202-5			89
2202-6			89
2202-9		s-2202-9	89
2202-10		s-2202-10	89
2202-11		s-2202-11	89
2202-12			89



Box	Bulk	Retail Pkg	Pg
2202-13			89
2202-14			89
2203-1			89
2203-2			89
2203-3			89
2203-7			89
2203-8			89
2203-9			89
2203-10			89
2203-11			89
2203-12			89
2204-1			89
2204-2			89
2204-3			89
2204-4			89
2204-7			89
2204-8			89
2204-9			89
2204-10			89
2204-11			89
2204-12			89
2205-1			90
2205-2			90
2205-3			90
2205-4			90
2205-5			90
2205-6			90
2205-7			90
2205-8			90
2205-9			90
2205-10			90
2205-11			90
2205-12			90
2206-1			90
2206-2			90
2206-2			90
2206-3			90
2206-4			90
2206-5			90
2206-6			90
2206-7			90
2206-8			90
2206-9			90
2206-10			90
2206-11			90
2206-12			90
2207-1		s-2207-1	90
2207-2			90
2207-3		s-2207-3	90
2207-4			90
2209-1		s-2209-1	90

Box	Bulk	Retail Pkg	Pg
2209-2			90
2209-3		s-2209-3	90
2209-4			90
2210-1		s-2210-1	90
2210-2			90
2210-3		s-2210-3	90
2210-4			90
2211-1			90
2211-2			90
2212-1			91
2212-2			91
2212-3			91
2213-1			91
2213-2			91
2213-3			91
2213-6			91
2213-7			91
2213-8			91
2214-1			91
2214-2			91
2214-3			91
2214-4			91
2214-5			91
2214-6			91
2214-7			91
2214-8			91
2214-9			91
		2340KIT	91
		2360KIT	91
		2370KIT	91
		s-2541-50	91
		s-2561-50	91
		s-2571-50	91
2760-3LH			92
2760-6LH			92
		2760-50D	92
2780-3LH			92
2780-6LH			92
		2780-50D	92
		s-3100	93
		s-3101	93
		s-3102	93
		s-3103	93
		s-3200	93
		s-3201	93
		s-3202	93
		s-3203	93
		s-3204	93
		s-3205	93
		s-3206	94
		s-3207	94

INDEX

Box	Bulk	Retail Pkg	Pg
		s-3208	94
		s-3209	94
		s-3210	94
		s-3211	94
		s-3212	94
		s-3213	94
		s-3214	94
		s-3215	94
		s-3216	94
		s-3217	94
		s-3218	94
		s-3219	94
		s-3220	94
		s-3221	94
		s-3222	94
		s-3223	94
		s-3224	94
		s-3225	94
		s-3226	94
		s-3227	94
		s-3228	94
		s-3229	94
		s-3230	94
		s-3231	94
		s-3232	94
		s-3233	94
		s-3234	94
		s-3235	94
		s-99681	40
		s-99681-1	40
		s-99681-2	40
		s-99681-3	40
		s-99681-4	40
		s-99681-5	40
		s-99681-6	40
		s-99681-7	40
		s-99681-8	40
		s-99681-9	40
		s-99705	61
		s-99706	61
		s-99773	61
		s-99774	61
		s-99787	61
		s-99788	61
		s-99900	66
		EX0500D	36
		EX0500P	37
		EX0501D	36
		EX0510BKIT	20
		EX0510PKIT	20 + 37
		EX0510WKIT	20

Box	Bulk	Retail Pkg	Pg
		EX0303KIT	13
		EX1603KIT	13
		EX4405KIT	13
		EX5005CKIT	12
		EX5005KIT	12
		EX0307BKIT	18
		EX0312BKIT	18
		EX0312MKIT	20
		EX0317BKIT	19
		EX0318BKIT	19
		EX0320HKIT	19
		EX0320MKIT	20
		EX0325HKIT	19
		EX448DIG	24
		EX516DIG	64
		EX536KIT	37
		MA1425OR	43
		MA1450OR	43
		MA3825OR	43
		MA3835OR	43
		MA3850OR	43
		MA38100OR	43
P98-A1-501			33
P500-44			35
P500-45			35
P576-1			31
P1170-12			80
P1170-15			80
P2761			92
P2781			92
s-BloGun			96
s-Color1			96
s-Coupler			97
s-FRL			97
s-Gages			98
s-GrsGun			98
s-GrsGun2x2			99
s-HDWE			99
s-HDWE2			100
s-HoseFit			100
s-HvyDuty			101
s-Milton44			95
s-PBE			101
s-PneuAcc			102
s-PTC			102
s-TireHrdw			103
s-Truckline			103





SIMPLY BETTER AIR®

www.miltonindustries.com

**4500 W. Cortland St. Chicago, IL 60639
P: 855.GO4.MILT (855.464.6458)
sales@miltonindustries.com**

#2019MILCAT
5/2019